

LUNENBURG COUNTY BOARD OF SUPERVISORS
160 COURTHOUSE SQUARE
LUNENBURG COURTS BUILDING, LUNENBURG, VIRGINIA
May 13, 2021 Meeting

6:00PM

1. Call to Order
2. Invocation/Pledge of Allegiance: Supervisor Pennington
3. Requests for Additions to the Agenda
4. Conflict of Interest Statements & Organizational Matters
5. Citizen Comment Period
6. Consent Agenda:

- A) Minutes of the April 8, 2021 Meeting
- B) Warrants for Approval April 2021
- C) Treasurer's Reports March 2021

Public Hearing

7. Public Hearing, as advertised, for the following:
 - A) **Nowlin Towing Conditional Use Permit Application** – operate a towing storage lot at 240 Switchback Rd., Kenbridge, VA on 10.47ac parcel with TM# 048-0A-0-84C
 - B) **Revision of County Code Section 74-31** – removes the reference to the county decal for license fees and adds a single license fee exemption for 100 percent disabled veterans subject to VA Code section 58.1-3668.
8. County Offices and Departments
 - A) VA Department of Transportation
 - B) Lunenburg County School Board
 - C) Commissioner of the Revenue – Letter re: Fire/Rescue tax exemption
9. Southside Electric Cooperative – Report on February Ice Storm
10. Countywide Radio System RFP Evaluations – CTA Consultants
11. FY2021-22 Draft Budget Presentation
12. Nominations and Appointments
 - A) Planning Commission Clerk, VA's Crossroads, Commonwealth Regional Council, VA's Growth Alliance, Zoning Administrator
13. Planning and Economic Development Update
 - A) Letter of Appeal by Red Brick Solar, LLC
 - B) IDA Tax Incentives
14. Administrator's Update
 - A) Personnel Manual Update – Leave Policy
15. County Attorney Update
 - A) *Southern Dominion Health Services Deed of Trust Release*
 - B) *Waivers for the curing of the split precincts*
16. Closed Session Items (if necessary)
17. Other Business (per Board approval)
18. Adjournment

GUIDANCE FOR 5-13-2021 MEETING:

- All Supervisors will adhere to social distancing. All citizens/guests who attend the Board of Supervisors meeting must maintain a distance of at least six feet apart at all times and wear face coverings according to Governor's Executive Order No. 72.
- It is requested that advance inquiries about agenda items be directed to the County Administrator prior to the meeting at tgee@lunenburgva.net or by phone at 434-696-2142 to address your concerns prior to the Board meeting.
- This meeting plan is subject to change, based on further action by the Governor of Virginia and/or the Lunenburg County Board of Supervisors. It is the intention of the Lunenburg County Board of Supervisors to comply with the Americans with Disabilities Act. Should you need special accommodations, please contact the County Administrator's Office at 434-696-2142 prior to the meeting date. -- Tracy M. Gee, County Administrator

Consent Agenda:

- A) Minutes of the April 8, 2021 Meeting**
- B) Warrants for Approval April 2021**
- C) Treasurer's Reports March 2021**

LUNENBURG COUNTY BOARD OF SUPERVISORS
GENERAL DISTRICT COURTROOM
LUNENBURG COURTS BUILDING
LUNENBURG, VIRGINIA

DRAFT

Minutes of April 8, 2021 Meeting

The regularly scheduled meeting of the Lunenburg County Board of Supervisors was held on Thursday, April 8, 2021 at 6:00 pm in the General District Courtroom, Lunenburg Courts Building, Lunenburg, Virginia. The following members were present: Supervisors Frank Bacon, T. Wayne Hoover, Alvester Edmonds, Mike Hankins, Charles R. Slayton, Robert Zava, County Administrator Tracy M. Gee, Deputy Administrator Nicole A. Clark and County Attorney Frank Rennie. Supervisor Edward Pennington was absent.

Due to the COVID-19 pandemic, guests, Supervisors and staff adhered to social distancing and wearing masks in the courtroom.

Chairman Slayton called the meeting to order.

County Attorney Frank Rennie provided the invocation and led the Pledge of Allegiance.

Chairman Slayton requested additions to the agenda from the Board and the public. Administrator Gee requested that Sheriff's Office vacancy savings be added as 7E.

Chairman Slayton requested any discussion for the Citizen Comment Period. There were no requests to speak.

Supervisor Hankins made motion, seconded by Supervisor Edmonds and approved by roll call vote, with six Supervisors voting yes, one absent, and none voting no, to accept the Consent Agenda to include the Minutes of the March 11, 2021 meeting, the Treasurer's February reports and the following Warrants for Approval:

| | | |
|-------------|----------------------------------|----------------------|
| March 2021: | Payroll: Direct Deposit | \$ 132,688.52 |
| | Payroll Check #17228-29 | \$ 797.65 |
| | Payroll Taxes Federal: | \$ 41,930.03 |
| | Payroll Taxes State: | \$ 7,421.47 |
| | Payroll VRS payment: | \$ 29,800.96 |
| | Payroll ICMA-RC payment: | \$ 903.54 |
| | Payroll Health Savings Deposits: | \$ 4,495.63 |
| | Accounts Payable: #60682-60807 | \$ <u>517,566.47</u> |
| | Total: | \$ 735,604.27 |

Mr. Tommy Johnson with VDOT was welcomed back, as VDOT representatives had polices in place during the pandemic which did not allow them to attend outside meetings. He reported that crews and subcontractors continue cleaning up tree debris from the historic ice storm in February. He added that the counties of Lunenburg, Nottoway and Dinwiddie were most severely effected by the ice storm. Supervisor Hankins commended VDOT's clean up efforts. Mr. Johnson advised the Board that the Secondary Six Year Plan needed to be updated and adopted by June. He requested a discussion with the Transportation Committee to determine which roads should be added.

Assistant School Superintendent James Abernathy provided the monthly school report. He advised that they submitted an application in March for a fourth distribution (Esser II) of CARES Act funds in the amount of \$1.7 million. He noted, that if the funds are awarded, they hope to replace the HVAC systems at both elementary schools and supplement the loss on revenue from sporting event attendance. Mr. Abernathy advised there is a fifth distribution (Esser III) of funds also being discussed. If granted, it will be used to pay the balance of the new HVAC systems and maintain the new technology they were able to purchase with CARES Act funding. Mr. Abernathy noted that current enrollment is at 1,536 students; they budgeted for 1,530. They will receive an additional \$12,000 in federal funding due to the increase in students, requiring an additional match in local funds. Supervisor Zava commented that the Finance Committee had reviewed the FY2021-22 budget request from the school board. He stated that an additional \$550,000 was requested. Mr. Abernathy replied that this increase is the amount of the additional required local effort funding due to the higher enrollment figure for the upcoming school year.

Administrator Gee advised that the Commissioner of the Revenue had alerted her that the General Assembly has amended the VA Code section 58.1-3668 to remove the reference to the county decal for license fees and allow a tax exemption of one motor vehicle for 100 percent disabled veterans. She advised that the county had forty-nine qualified veterans. The total loss forgone would be about \$700 in license fees and \$40,000 in personal property tax. She advised that tax bills would be mailed out before the ordinance could be changed, however, the Commissioner's Office could abate the qualifying tax amounts. Administrator Gee commented that a public hearing could be advertised for the May meeting.

Supervisor Edmonds made motion, seconded by Supervisor Hoover and approved by roll call vote, with six Supervisors voting yes, one absent, and none voting no, to advertise for a public hearing at the May meeting to remove the reference to the county decal for license fees and allow a tax exemption of one motor vehicle for 100 percent disabled veterans.

Administrator Gee provided a request from the Treasurer's Office to declare the following items as surplus for disposal: 3 old office chairs, 6 old phones, 4 old keyboards, and 1 broken copier.

Supervisor Zava made motion, seconded by Supervisor Hoover and approved by roll call vote, with six Supervisors voting yes, one absent, and none voting no, to declare the listed items at the Treasurer's Office as surplus for disposal.

Administrator Gee shared a request from the Sheriff's Office to transfer \$30,000 in Compensation Board vacancy savings to office supplies.

Supervisor Bacon made motion, seconded by Supervisor Edmonds and approved by roll call vote, with six Supervisors voting yes, one absent, and none voting no, to transfer \$30,000 in Compensation Board vacancy savings to office supplies.

Ms. Sarah Maddox of the Piedmont Area Veterans Council spoke before the board. She explained that the council was created in 2013 and now covers eight counties. They operate on 100 percent volunteer hours and work to provide assistance and advice to veterans and widows. She continued to share examples of the local veterans they have been able to assist in the county, as well as the services they provide. Ms. Maddox requested the board consider funding the council in FY2021-22. County Attorney Rennie, also a veteran, commented that the council provides a tremendous service to veterans and encouraged the Board to support them in the upcoming budget if possible.

Administrator Gee requested appointment of Mr. John Mahaney of Kenbridge Construction and Ms. Trisha Currin of Southern Dominion Health System to the Workforce Investment Board with term beginning July 1, 2021 and ending June 30, 2023.

Supervisor Bacon made motion, seconded by Supervisor Hoover and approved by roll call vote, with six Supervisors voting yes, one absent, and none voting no, to appoint of Mr. John Mahaney of Kenbridge Construction and Ms. Trisha Currin of Southern Dominion Health System to the Workforce Investment Board with term beginning July 1, 2021 and ending June 30, 2023.

Administrator Gee commented that she and the finance committee met prior to the Board meeting to discuss the FY2021-22 budget. She requested offices provide a flat funded budget request or contact her with specific needs that may require additional funds. She also sent out letters to community partners and organizations for their upcoming budget requests. Administrator Gee provided a copy to each board member to review and suggested they contact her before the May meeting with any questions or concerns. She had two organizations request to speak before the board.

Mr. Ron Jenkins, of Goochland County, spoke on behalf of the Virginia Loggers Association requesting exemption from the machinery and tools tax and personal property taxes on forest harvesting equipment. Mr. Jenkins advised that logging business owners have very high equipment and overhead costs. Returns on such investments take quite a long time to realize. He thanked the board for their consideration of the association's request. Administrator Gee advised the Board that the estimated loss of exempting this equipment would be about \$69,000.

Dr. Susan Baker of Crossroad Community Services Board spoke before the board. She noted that CCSB was established in 1968 and serves seven counties. Their board is comprised of a Board of Supervisor member from each member locality; Supervisor Hoover serves for Lunenburg. A ten percent local match from each county provides their funding; Lunenburg's local portion is \$53,000. She shared that CCSB had experienced the same challenges as everyone else during the pandemic. All offices were closed to help stop the spread of the virus and staff worked from home for a little over a year. They just recently returned to work in the offices. Dr. Baker requested level funding for the upcoming budget year.

Supervisor Hankins, who serves on the Piedmont Senior Resources Board, explained that Lunenburg ranks the lowest in contribution level of all the member counties of PSR. He advised that PSR provides services to a large number of Lunenburg residents. He requested the board and the finance committee to continue to increase the funds to support the full budget request of \$16,000 or develop a plan to increase the current \$6,000 in funding each year until the full requested amount can be met.

Administrator Gee shared a letter from Gentry Locke Attorneys on behalf of Red Brick Solar, LLC appealing the Planning Commission's Action on their application for a Conditional Use Permit and the 15.2-2232 Hearing to determine if the project was in accord with the Comprehensive Plan. At the March Planning Commission, the commission meeting ended with a tied vote, therefore, the motion did not carry. Under Virginia law, the developer may file an appeal to the Board of Supervisors within ten days. The Board of Supervisors then has sixty days to respond to the appeal. County Planner Glenn Millican provided a rebuttal to the appeal. County Attorney Rennie requested the board review both the appeal letter and the rebuttal letter in preparation for the May meeting, as the board will be asked to provide a response to the appeal.

Administrator Gee introduced Ms. Taylor Newton; she will start full-time on April 19, 2021. She was hired for the Director of Planning and Economic Development position. Administrator Gee continued to outline her monthly report. She advised that Mrs. Lindy Fimon, Agriculture & Natural Resources Extension Agent for the local Virginia Cooperative Extension Office, had turned in her resignation to spend time with her family. The

office will be without an Agriculture Agent for several months while they find a replacement. Administrator Gee noted that from the extended power outage during the ice storm, it was determined that a generator would be needed for the Courthouse Complex pump house in order to provide water to the 911 communications center and the HVAC and lighting at the Health Department. Building Official Jamie Tuck is obtaining quotes for the additional generator. Administrator Gee advised that a second vaccine drive would be held at Central High School on April 9th and it will not be a drive thru event. Warmer weather would not allow the health department to maintain the proper temperature for the vaccines. Administrator Gee shared that the Radio System Project committee would be meeting on April 16th to review presentations from two potential vendors. She noted that the County leave policy needed to be updated to accommodate VRS Hybrid Plan members, as these members also have a short-term and long-term disability benefit. Administrator Gee also shared an updated annual vacation leave policy which provides monthly accrual rates and maximum yearly carryover amounts based on years of service. She requested the board review the proposed policy updates to be discussed again at the May Board meeting. Administrator Gee noted that the Emergency Operation Plan needed to be renewed. She advised that no changes had been made to the plan, however, a few additions may be added in the near future.

Supervisor Hankins made motion, seconded by Supervisor Hoover and approved by roll call vote, with six Supervisors voting yes, one absent, and none voting no, to renew the Emergency Operations Plan as presented.

RESOLUTION

Emergency Operations Plan

WHEREAS, the Board of Supervisors of Lunenburg County, Virginia recognizes the need to prepare for, respond to, and recover from natural and manmade disasters; and

WHEREAS, Lunenburg County has a responsibility to provide for the safety and well being of its citizens and visitors; and

WHEREAS, Lunenburg County has established and appointed a Director and Coordinator of Emergency Management.

NOW, THEREFORE, BE IT RESOLVED, by the Board of Supervisors of Lunenburg County, Virginia, this Emergency Operations Plan as revised is officially adopted, and

IT IS FURTHER RESOLVED AND ORDERED, that the Director of Emergency Management, or his/her designee, are tasked and authorized to maintain and revise as necessary this document over the next four (4) year period or until such time be ordered to come before this board.

Supervisor Bacon made motion, seconded by Supervisor Hoover, and approved by roll call vote, with all seven Supervisors voting yes, and none voting no, to enter Closed Session citing Virginia Code Section §2.2-3711A1 Personnel regarding an adoption of a contract with the County Administrator.

CERTIFICATION OF CLOSED SESSION MEETING

WHEREAS, the Board of Supervisors of Lunenburg County, Virginia ("Board") convened a Closed Session Meeting on this date pursuant to an affirmative recorded vote in accordance with the provisions of the Freedom of Information Act; and

WHEREAS, Section §2.2-3712 of the Code of Virginia, 1950, as amended, requires a certification by the Board that such Closed Meeting was conducted in conformity with Virginia law.

NOW, THEREFORE, BE IT RESOLVED that the Board hereby certifies that, to the best of each member's knowledge, (i) only public business matters lawfully exempted from Open Meeting requirements by Virginia law were discussed in the Closed Meeting to which this certification resolution applies, and (ii) only such public business matters as were identified in the motion convening the Closed Meeting were heard, discussed or considered by the Board.

VOTING YES
Supervisor Edmonds
Supervisor Hankins
Supervisor Bacon
Supervisor Hoover
Supervisor Slayton
Supervisor Zava


VOTING NO

ABSENT
Supervisor Pennington

Supervisor Zava made motion, seconded by Supervisor Bacon, and approved by roll call vote, with all seven Supervisors voting yes, and none voting no, to return to Open Session.

Supervisor Bacon made motion, seconded by Supervisor Hoover and approved by roll call vote, with six Supervisors voting yes, one absent, and none voting no, to approve an employment contract with Tracy M. Gee as County Administrator as of April 8, 2021.

Supervisor Edmonds made motion, seconded by Supervisor Hoover and approved by roll call vote, with six Supervisors voting yes, one absent, and none voting no, to adjourn.



Tracy M. Gee, Clerk
County Administrator

Charles R. Slayton, Chairman
Board of Supervisors

BOARD OF SUPERVISORS

Charles R. Slayton, CHAIRMAN
Election District 4

Frank W. Bacon, VICE-CHAIRMAN
Election District 3


T. Wayne Hoover
Election District 1

Mike Hankins
Election District 2

Edward Pennington
Election District 5

Alvester L. Edmonds
Election District 6

Robert G. Zava
Election District 7



Lunenburg County Administration
11413 Courthouse Road
Lunenburg, VA 23952

Tracy M. Gee
County Administrator

Telephone: (434) 696-2142
Facsimile: (434) 696-1798

April 30, 2021

Lunenburg County Board of Supervisors
11413 Courthouse Road
Lunenburg, VA 23952

Honorable County Supervisors:

The following warrants, including accounting for all voided checks are listed according to Code of Virginia § 15.2-1243 and § 15.2-1244 requiring your approval:

| | | |
|-------------|----------------------------------|----------------------|
| April 2021: | Payroll: Direct Deposit | \$ 137,461.62 |
| | Payroll Check #17230 | \$ 634.78 |
| | Payroll Taxes Federal: | \$ 43,150.04 |
| | Payroll Taxes State: | \$ 7,600.56 |
| | Payroll VRS payment: | \$ 29,832.70 |
| | Payroll ICMA-RC payment: | \$ 905.24 |
| | Payroll Health Savings Deposits: | \$ 4,495.63 |
| | Accounts Payable: #60808-60985 | \$ <u>833,037.99</u> |
| | Total: | \$ 1,057,118.56 |

Sincerely,

Tracy M. Gee
County Administrator

A/P CHECK REGISTER
Check Date - 4/16/2021

AP100B 4/16/2021 LUNENBURG COUNTY
TIME-12:45:54

| CHECK# | VENDOR | CLASS | DATE | AMOUNT | DISCOUNT |
|--------|------------------------------|-------|-----------|------------|----------|
| 60911 | 95 | 000 | 4/16/2021 | 150,460.93 | .00 |
| 60912 | PIEDMONT REGIONAL JAIL | 000 | 4/16/2021 | 3,825.00 | .00 |
| 60913 | PIEDMONT REGIONAL JUV. | 000 | 4/16/2021 | 329.85 | .00 |
| 60914 | 877 PYLE SOLUTIONS LLC | 000 | 4/16/2021 | 30.00 | .00 |
| 60915 | 9999999 Roady Donna B | 000 | 4/16/2021 | 1,491.88 | .00 |
| 60916 | 640 ROSE MARK DBA | 000 | 4/16/2021 | 30.00 | .00 |
| 60917 | 9999999 Snyder Theresa J | 000 | 4/16/2021 | 911.76 | .00 |
| 60918 | 769 SANGOMA TECHNOLOGIES | 000 | 4/16/2021 | 195.75 | .00 |
| 60919 | 652 SOUTHSIDE MESSENGER, THE | 000 | 4/16/2021 | 50.00 | .00 |
| 60920 | 337 STEPS INC. | 000 | 4/16/2021 | 30.00 | .00 |
| 60921 | 9999999 Teitelbaum Anita J | 000 | 4/16/2021 | 30.00 | .00 |
| 60922 | 9999999 Tucker Christina | 000 | 4/16/2021 | 2,836.78 | .00 |
| 60923 | 530 TIMMONS GROUP | 000 | 4/16/2021 | 2,374.00 | .00 |
| 60924 | 216 TOWN OF VICTORIA | 000 | 4/16/2021 | 117.89 | .00 |
| 60925 | 144 TREASURER OF VIRGINIA | 000 | 4/16/2021 | 100.62 | .00 |
| 60926 | 114 VICTORIA AUTOMOTIVE | 000 | 4/16/2021 | 18,819.75 | .00 |
| 60927 | 164 VICTORIA FIRE & RESCUE | 000 | 4/16/2021 | 30.00 | .00 |
| 60928 | 9999999 ward Joyce | 000 | 4/16/2021 | 30.00 | .00 |
| 60929 | 9999999 West Kathena G | 000 | 4/16/2021 | 30.00 | .00 |
| 60930 | 9999999 White John C Jr | 000 | 4/16/2021 | 30.00 | .00 |
| 60931 | 9999999 Williams Marvin A | 000 | 4/16/2021 | 30.00 | .00 |
| 60932 | 9999999 Willis Paul B | 000 | 4/16/2021 | 100.00 | .00 |
| 60933 | 361 WARD ANDREW S. | 000 | 4/16/2021 | 207.60 | .00 |
| 60934 | 900 WAY LARRY | 000 | 4/16/2021 | 2,700.00 | .00 |
| 60935 | 315 WILLIS RANDALL | 000 | 4/16/2021 | 7.14 | .00 |
| | 933 WRIGHT AUTO SUPPLY, INC. | 000 | 4/16/2021 | 473,495.04 | .00 |
| | CLASS TOTAL | | | | |
| | ACH TOTAL | | | .00 | |
| | CHECK TOTAL | | | 473,495.04 | |
| | EPY TOTAL | | | .00 | |
| | FINAL TOTAL | | | 473,495.04 | .00 |

I HEREBY APPROVE THIS REGISTER FOR PAYMENT WITH EXCEPTIONS LISTED BELOW OR PREVIOUSLY DOCUMENTED.
THE TOTAL 473,495.04- EQUALS THE WEEKLY LOG SHEET TOTALS AS ADJUSTED.

4-16-2021
DATE

Charles R. Staylor
COUNTY ADMINISTRATOR

Charles R. Staylor

| CHECK# | VENDOR | CLASS | DATE | AMOUNT | DISCOUNT |
|-------------|-------------------------------|-------|-----------|------------|------------|
| 60936 | 179 AFLAC | 000 | 4/30/2021 | 1,463.24 | .00 |
| 60937 | 859 ALLIED INSTRUCTIONAL SERV | 000 | 4/30/2021 | 499.50 | .00 |
| 60938 | 711 ALLSTATE BENEFITS | 000 | 4/30/2021 | 536.16 | .00 |
| 60939 | 177 ANTHEM BCBS | 000 | 4/30/2021 | 530.00 | .00 |
| 60940 | 1013 ASSURA, INC. | 000 | 4/30/2021 | 3,825.00 | .00 |
| 60941 | 793 AXON ENTERPRISE, INC. | 000 | 4/30/2021 | 5,600.00 | .00 |
| 60942 | 292 BAI COR USERS GROUP | 000 | 4/30/2021 | 400.00 | .00 |
| 60943 | 119 DATACARE, INC. | 000 | 4/30/2021 | 1,043.67 | .00 |
| 60944 | 191 DEARBORN NATIONAL LIFE | 000 | 4/30/2021 | 157.29 | .00 |
| 60945 | 44 DIAMOND SPRINGS WATER INC | 000 | 4/30/2021 | 181.20 | .00 |
| 60946 | 44 DIAMOND SPRINGS WATER INC | 000 | 4/30/2021 | 27.30 | .00 |
| 60947 | 46 DOMINION ENERGY VIRGINIA | 000 | 4/30/2021 | 6,737.88 | .00 |
| 60948 | 46 DOMINION ENERGY VIRGINIA | 000 | 4/30/2021 | 170.17 | .00 |
| 60949 | 884 ERIC B. MAST | 000 | 4/30/2021 | 641.00 | .00 |
| 60950 | 642 FARMVILLE NEWSMEDIA | 000 | 4/30/2021 | 298.50 | .00 |
| 60951 | 287 FIRE & SAFETY | 000 | 4/30/2021 | 261.05 | .00 |
| 60952 | 64 FIRST CITIZENS BANK | 000 | 4/30/2021 | 149.16 | .00 |
| 60953 | 840 GARRETT'S GROUND MAINTENA | 000 | 4/30/2021 | 4,680.00 | .00 |
| 60954 | 865 GRANITE TELECOMMUNICATION | 000 | 4/30/2021 | 1,291.53 | .00 |
| 60955 | 999999 HAZELWOOD MARKEE | 000 | 4/30/2021 | 30.00 | .00 |
| 60956 | 751 HEALTH EQUITY | 000 | 4/30/2021 | 64.90 | .00 |
| 60957 | 158 JACK & SON | 000 | 4/30/2021 | 157.95 | .00 |
| 60958 | 78 KENBRIDGE OFFICE SUPPLY | 000 | 4/30/2021 | 905.56 | .00 |
| 60959 | 77 KENBRIDGE SUPPLY COMPANY | 000 | 4/30/2021 | 17.18 | .00 |
| 60960 | 677 KOZIANA BRENDA | 000 | 4/30/2021 | 100.00 | .00 |
| 60961 | 651 LEGALSHIELD | 000 | 4/30/2021 | 18.95 | .00 |
| 60962 | 649 MECKLENBURG ELECTRIC | 000 | 4/30/2021 | 125.83 | .00 |
| 60963 | 948 MILDREDS | 000 | 4/30/2021 | 1,429.00 | .00 |
| 60964 | 827 MINNESOTA LIFE INSURANCE | 000 | 4/30/2021 | 19.80 | .00 |
| 60965 | 97 PITNEY BOWES | 000 | 4/30/2021 | 52.98 | .00 |
| 60966 | 863 POWER DMS | 000 | 4/30/2021 | 4,092.74 | .00 |
| 60967 | 1001 RIVERMONT SCHOOLS | 000 | 4/30/2021 | 63,607.00 | .00 |
| 60968 | 1001 RIVERMONT SCHOOLS | 000 | 4/30/2021 | 24,139.00 | .00 |
| 60969 | 104 SECURE HAVEN | 000 | 4/30/2021 | 5,705.84 | .00 |
| 60970 | 511 SOUTHERN OFFICE MACHINES | 000 | 4/30/2021 | 25.00 | .00 |
| 60971 | 135 SOUTHSIDE ELECTRIC COOP | 000 | 4/30/2021 | 523.04 | .00 |
| 60972 | 337 STEPS, INC. | 000 | 4/30/2021 | 15.00 | .00 |
| 60973 | 216 TOWN OF VICTORIA | 000 | 4/30/2021 | 62.00 | .00 |
| 60974 | 755 TREASURER OF VIRGINIA | 000 | 4/30/2021 | 293.00 | .00 |
| 60975 | 990 USA SEALING | 000 | 4/30/2021 | 413.00 | .00 |
| 60976 | 507 VACORP | 000 | 4/30/2021 | 181.29 | .00 |
| 60977 | 183 VALIC | 000 | 4/30/2021 | 2,880.00 | .00 |
| 60978 | 113 VERIZON | 000 | 4/30/2021 | 40.54 | .00 |
| 60979 | 111 VIRGINIA CREDIT UNION | 000 | 4/30/2021 | 200.00 | .00 |
| 60980 | 257 VIRGINIA EMPLOYMENT | 000 | 4/30/2021 | 1,822.36 | .00 |
| 60981 | 176 VIRGINIA TECH | 000 | 4/30/2021 | 10,795.77 | .00 |
| 60982 | 173 WILCO JANITORIAL SUPPLIES | 000 | 4/30/2021 | 614.61 | .00 |
| 60983 | 878 WITMER PUBLIC SAFETY GROU | 000 | 4/30/2021 | 893.18 | .00 |
| 60984 | 933 WRIGHT AUTO SUPPLY, INC. | 000 | 4/30/2021 | 58.49 | .00 |
| 60985 | 9999999 WRIGHT THOMAS C | 000 | 4/30/2021 | 352.80 | .00 |
| 60985 | 9999999 WRIGHT THOMAS C | 000 | 4/30/2021 | 176,129.46 | .00 |
| CLASS TOTAL | | | | | |
| ACH TOTAL | | | | | .00 |
| CHECK TOTAL | | | | | 176,129.46 |
| EPY TOTAL | | | | | .00 |

FINAL TOTAL

176,129.46

.CO

I HEREBY APPROVE THIS REGISTER FOR PAYMENT WITH EXCEPTIONS LISTED BELOW OR PREVIOUSLY DOCUMENTED.
THE TOTAL 176,129.46- EQUALS THE WEEKLY LOG SHEET TOTALS AS ADJUSTED.

4-30-2021
DATE

Charles R. Sayton
COUNTY ADMINISTRATOR

| P/O NO. | VEND. NO. | VENDOR NAME | INVOICE NO. | CLS NO. | VOID DATE | VOID CK ACCOUNT NO. | NET AMOUNT | CHECK NO. | CHECK DATE |
|---------|-----------|------------------|-------------------|---------|-----------|---------------------|------------|-----------|------------|
| 0000000 | 999999 | Hazelwood Markee | 000000516200406JU | 000 | 4/06/2020 | 100-000200-0500- | 30.00- | 59113 | 4/15/2020 |
| 0000000 | 000677 | KOZIANA BRENDA | JUNE 2020 | 000 | 6/23/2020 | 4100-013100-1303- | 100.00- | 59574 | 7/31/2020 |
| | | | | | | | 130.00 | | |

VOIDED
 # CKS - H
 59113
 59574
 40295

| P/O NO. | VENDOR NAME | INVOICE NO. | CLS NO. | VOID DATE | CK ACCOUNT NO. | NET AMOUNT | CHECK NO. | CHECK DATE |
|---------|-----------------|-------------|---------|------------|-------------------|------------|-----------|------------|
| 000000 | 000948 MILDREDS | ADD'L SUPPL | 000 | 12/16/2020 | 4280-053700-5499- | 1429.00- | 60295 | 12/17/2020 |
| | | | | | | 1,429.00 | | |

BATCH#- 71 CREATED BY GAIL ON 4/30/2021 RUN BY GAIL ON 4/30/2021

LUNENBURG COUNTY
BALANCE SHEET
3/31/2021

GL070
** Treasurer Accountability **

| ACCOUNT NUMBER | ACCOUNT DESCRIPTION | PREVIOUS BALANCE | DEBIT | CREDIT | ENDING BALANCE |
|----------------|---------------------|------------------|-------|--------|----------------|
|----------------|---------------------|------------------|-------|--------|----------------|

| | | | | | |
|---------------------------------------|----------------------------------|---------------|--------------|--------------|---------------|
| ** Treasurer Accountability ** | | | | | |
| ** Assets ** | | | | | |
| 100-0001 | Cash in Office | 2,000.00 | | | 2,000.00 |
| 100-0010 | Petty Cash | 400.00 | | | 400.00 |
| 100-0100 | Benchmark Checking - US Bank | 10,370,023.21 | 2,366,799.14 | 2,652,886.51 | 10,083,935.84 |
| 100-0102 | Caprin Investment | 1,219,355.66 | 1,192.87 | | 1,220,548.53 |
| 100-0135 | Benchmark-Landfill Mitigation | 1,308,964.14 | 50,039.57 | | 1,359,003.71 |
| 100-0355 | SNAP Account - QSCB Trane | 919.01 | | 7,183.01 | 919.01 |
| 100-0420 | SNAP Account - VPSA Series 2020B | 60,993.65 | | | 60,993.65 |
| 100-1252 | Benchmark - School Food | | 59.12 | | 59.12 |
| 100-1253 | Benchmark - School Textbook | 464,054.34 | 2,418,090.70 | 2,660,069.52 | 464,113.46 |
| 100-1355 | SNAP Account - CHS Addition | 12,426,710.01 | | | 12,184,731.19 |
| 100-1705 | Benchmark - IDA | | 2,418,090.70 | 2,660,069.52 | 12,184,731.19 |
| | ** Assets ** | | | | |
| | TOTAL ASSETS | | | | |

| | | | | | |
|----------|-------------------------------------|---------------|--------------|--------------|---------------|
| 300-0100 | ** Cash Balances ** | | | | |
| 300-0132 | General Fund Cash Balance | 8,988,425.21 | 592,802.23 | 365,887.61 | 8,761,510.59 |
| 300-0135 | Reassessment Fund Cash Balance | 49,033.76 | | 25,000.00 | 74,033.76 |
| 300-0136 | Solid Waste Mgmt Cash Balance | 646,404.32 | 17,383.35 | 65,695.79 | 694,716.76 |
| 300-0137 | S/W Construction Cash Balance | 466,482.91 | 2,560.57 | 4,055.00 | 467,977.34 |
| 300-0214 | Landfill Sites Cash Balance | 32,745.64 | 9,046.00 | 47.40 | 23,747.04 |
| 300-0215 | Law Library Cash Balance | 7,869.73 | 189.09 | 97.00 | 7,681.61 |
| 300-0220 | Asset Forfeiture Cash Balance | 290,696.85 | 5,537.05 | 16,027.11 | 301,186.91 |
| 300-0221 | E911 Cash Balance | 32,458.80 | | 650.00 | 32,458.80 |
| 300-0225 | Cell Tower Cash Balance | 6,808.45 | 1,145.18 | | 6,313.27 |
| 300-0226 | Airport Cash Balance | 189,664.80 | 39,712.20 | | 189,264.80 |
| 300-0252 | Economic Development Cash Balance | 17,542.50 | 1,747,223.98 | 1,747,223.98 | 57,254.70 |
| 300-0253 | Economic Dev Grants Cash Balance | 60,993.65 | 7,183.01 | | 53,810.64 |
| 300-0260 | School Food Cash Balance | 152,147.71 | | 10,143.25 | 162,290.96 |
| 300-0262 | School Textbook Cash Balance | | | 107,971.41 | |
| 300-0280 | VPA Cash Balance | | | 251,553.88 | |
| 300-0316 | CSA Cash Balance | 790,726.59 | 107,971.41 | 5,000.00 | 732,140.20 |
| 300-0317 | CARES Act Cash Balance | 198,254.76 | 58,681.55 | | 198,254.76 |
| 300-0319 | Fire/Rescue Cash Balance | 6,577.67 | | | 6,577.67 |
| 300-0320 | Project Lifesaver Cash Balance | 4,412.59 | | | 4,412.59 |
| 300-0325 | Voting Machine Cash Balance | 58,699.62 | | | 58,699.62 |
| 300-0355 | Capital Outlay Cash Balance | | | | |
| 300-0420 | School Construction Cash Balance | 3,742.91 | | | 3,742.91 |
| 300-0701 | Debt Service Cash Balance | 1,538.02 | | 59.12 | 1,538.02 |
| 300-0705 | Special Welfare Cash Balance | 464,054.34 | 4,206.62 | 4,206.62 | 464,113.46 |
| 300-0715 | IDA Cash Balance | 12,426,710.01 | 2,845,596.12 | 2,603,617.30 | 12,184,731.19 |
| | Commonwealth Current Credit Account | | | | |
| | ** Cash Balances ** | | | | |
| | TOTAL PRIOR YR FUND BALANCE | | | | |

| | | | | | |
|---|--|---------------|--------------|--------------|---------------|
| TOTAL REVENUE | | | | | |
| TOTAL EXPENDITURE | | | | | |
| TOTAL LIABILITIES AND FUND BALANCE | | | | | |
| | | 12,426,710.01 | 2,845,596.12 | 2,603,617.30 | 12,184,731.19 |

| | | | | | |
|---|--|---------------|--------------|--------------|---------------|
| TOTAL REVENUE | | | | | |
| TOTAL EXPENDITURE | | | | | |
| TOTAL LIABILITIES AND FUND BALANCE | | | | | |
| | | 12,426,710.01 | 2,845,596.12 | 2,603,617.30 | 12,184,731.19 |

| ACCT# | DESCRIPTION | BUDGET AMOUNT | APPR. AMOUNT | CURRENT AMOUNT | Y-T-D AMOUNT | BALANCE UNCOLLECTED | % |
|---------------------------------------|-------------------------------------|---------------|---------------|----------------|--------------|---------------------|--------|
| FUND #-100 ** General Fund Revenue ** | | | | | | | |
| 11011 | ** RE Taxes ** | 3,427,000.00 | 3,427,000.00 | 13,617.70 | 1,776,520.74 | 1,650,479.26 | 48.16 |
| 11020 | ** Public Service ** | 220,000.00 | 220,000.00 | .00 | 142,748.38 | 77,251.62 | 35.11 |
| 11030 | ** Personal Property ** | 2,318,000.00 | 2,318,000.00 | 47,062.63 | 1,245,336.61 | 1,072,663.39 | 46.27 |
| 11040 | ** Machinery & Tools ** | 280,000.00 | 280,000.00 | 7,875.14 | 125,748.59 | 154,251.41 | 55.08 |
| 11050 | ** Merchant's Capital ** | 80,000.00 | 80,000.00 | 1.51 | 48,145.99 | 31,854.01 | 39.81 |
| 11060 | ** Penalties & Interest ** | 100,000.00 | 100,000.00 | 9,376.49 | 74,698.55 | 25,301.45 | 25.30 |
| 12010 | ** Local Sales & Use Taxes ** | 370,000.00 | 370,000.00 | 43,056.79 | 324,920.94 | 45,079.06 | 12.18 |
| 12020 | ** Consumer Utility Taxes ** | 20,000.00 | 20,000.00 | 2,668.48 | 16,892.79 | 3,107.21 | 15.53 |
| 12070 | ** Taxes on Recordation & Wills ** | 56,000.00 | 56,000.00 | 4,854.19 | 52,704.69 | 3,295.31 | 5.88 |
| 13010 | ** Animal Licenses ** | 7,000.00 | 7,000.00 | 630.00 | 3,860.00 | 3,140.00 | 44.85 |
| 13020 | ** Animal Fines & Kennel Fees ** | 2,500.00 | 2,500.00 | 440.00 | 2,210.00 | 290.00 | 11.60 |
| 13030 | ** Permits & Other Licenses ** | 24,500.00 | 24,500.00 | 5,269.83 | 32,038.54 | 7,538.54 | 30.76 |
| 13033 | ** Local Landfill Revenue ** | 305,000.00 | 305,000.00 | .00 | 326,503.01 | 21,503.01 | 7.05 |
| 14010 | ** Fines & Forfeitures ** | 45,000.00 | 45,000.00 | 1,696.17 | 20,544.36 | 24,455.64 | 54.34 |
| 14040 | ** Processing Fees ** | 1,000.00 | 1,000.00 | 23.75 | 584.92 | 415.08 | 41.50 |
| 15010 | ** Revenue From Use of Money ** | 45,000.00 | 45,000.00 | 2,616.16 | 22,092.00 | 22,098.00 | 49.10 |
| 15020 | ** Revenue From Use of Property ** | 31,500.00 | 31,500.00 | 6,183.67 | 23,799.75 | 7,700.25 | 24.44 |
| 16010 | ** Court Costs ** | 3,546.00 | 3,546.00 | 108.30 | 2,399.96 | 1,146.04 | 32.31 |
| 16020 | ** Charges Commonwealth Attorney ** | 1,500.00 | 1,500.00 | 56.89 | 540.05 | 959.95 | 63.99 |
| 18030 | ** Refunds ** | .00 | .00 | .00 | 5,862.12 | 5,862.12 | 100.00 |
| 18990 | ** Miscellaneous Revenue ** | 31,333.00 | 31,333.00 | 5,335.00 | 44,293.31 | 12,960.31 | 41.36 |
| 22010 | ** Non-Categorical Aid ** | 1,079,632.00 | 1,079,632.00 | 14,618.07 | 1,045,147.49 | 34,484.51 | 3.19 |
| 23010 | ** Commonwealth's Attorney ** | 222,662.00 | 222,662.00 | 20,989.16 | 159,302.06 | 63,359.94 | 28.45 |
| 23020 | ** Sheriff ** | 778,794.00 | 778,794.00 | 64,393.04 | 460,770.53 | 318,023.47 | 40.83 |
| 23030 | ** Commissioner of Revenue ** | 83,272.00 | 83,272.00 | 6,717.51 | 55,706.73 | 27,565.27 | 33.10 |
| 23040 | ** Treasurer ** | 92,777.00 | 92,777.00 | 7,731.46 | 60,378.96 | 32,398.04 | 34.92 |
| 23060 | ** Registrar ** | 37,500.00 | 37,500.00 | .00 | .00 | 37,500.00 | 100.00 |
| 23070 | ** Clerk of Circuit Court ** | 208,337.00 | 208,337.00 | 44,407.42 | 168,869.96 | 39,467.04 | 18.94 |
| 24010 | ** Public Safety ** | 93,115.00 | 93,115.00 | .00 | 71,602.34 | 21,512.66 | 23.10 |
| 24020 | ** Fire and Rescue Services ** | 45,000.00 | 45,000.00 | .00 | 12,444.64 | 32,555.36 | 72.34 |
| 33010 | ** Public Safety ** | 77,500.00 | 77,500.00 | .00 | 14,112.00 | 91,612.00 | 118.20 |
| 41050 | ** Transfers In ** | 150,000.00 | 150,000.00 | .00 | .00 | 150,000.00 | 100.00 |
| 49999 | ** Use of Fund Balance ** | 709,856.00 | 709,856.00 | .00 | .00 | 709,856.00 | 100.00 |
| --FUND TOTAL-- | | 10,947,324.00 | 10,947,324.00 | 293,979.08 | 6,313,366.01 | 4,633,957.99 | 42.32 |
| FUND #-132 ** Reassessment Revenue ** | | | | | | | |
| 41050 | ** Transfers In ** | 25,000.00 | 25,000.00 | 25,000.00 | 25,000.00 | .00 | .00 |
| --FUND TOTAL-- | | 25,000.00 | 25,000.00 | 25,000.00 | 25,000.00 | .00 | .00 |
| FUND #-135 ** S/W Mgmt Revenue ** | | | | | | | |
| 12020 | ** Solid Waste Mgmt ** | 175,000.00 | 175,000.00 | 15,400.46 | 122,006.92 | 52,993.08 | 30.28 |
| 24030 | ** Public Works ** | 6,000.00 | 6,000.00 | .00 | 7,672.00 | 1,672.00 | 27.86 |
| --FUND TOTAL-- | | 181,000.00 | 181,000.00 | 15,400.46 | 129,678.92 | 51,321.08 | 28.35 |

| ACCT# | DESCRIPTION | BUDGET AMOUNT | APPR. AMOUNT | CURRENT AMOUNT | Y-T-D AMOUNT | BALANCE UNCOLLECTED |
|--|------------------------------------|---------------|--------------|----------------|--------------|---------------------|
| FUND #-137 ** Landfill Sites Revenue ** | | | | | | |
| 41020 | ** Sites Sale Revenue ** | .00 | .00 | .00 | 6,983.19 | 6,983.19- 100.00- |
| 41050 | ** Transfers In ** | 400,000.00 | 400,000.00 | .00 | .00 | 400,000.00 100.00 |
| | --FUND TOTAL-- | 400,000.00 | 400,000.00 | .00 | 6,983.19 | 393,016.81 98.25 |
| FUND #-213 ** Law Library Revenue ** | | | | | | |
| 16010 | ** Court Costs ** | 1,000.00 | 1,000.00 | 8,998.60- | 432.80 | 567.20 56.72 |
| | --FUND TOTAL-- | 1,000.00 | 1,000.00 | 8,998.60- | 432.80 | 567.20 56.72 |
| FUND #-214 ** Asset Forfeiture Revenue ** | | | | | | |
| 15010 | ** Interest ** | .00 | .00 | .44- | 18.79 | 18.79- 100.00- |
| 33010 | ** Asset Forfeiture - Federal ** | .00 | .00 | .00 | 144.25 | 144.25- 100.00- |
| | --FUND TOTAL-- | .00 | .00 | .44- | 163.04 | 163.04- 100.00- |
| FUND #-215 ** E911 Fund Revenue ** | | | | | | |
| 22013 | ** Communications Tax ** | 190,000.00 | 190,000.00 | 16,027.11 | 266,024.83 | 76,024.83- 40.01- |
| 41050 | ** Transfers In ** | 122,650.00 | 122,650.00 | .00 | .00 | 122,650.00 100.00 |
| | --FUND TOTAL-- | 312,650.00 | 312,650.00 | 16,027.11 | 266,024.83 | 46,625.17 14.91 |
| FUND #-221 ** Airport Fund Revenue ** | | | | | | |
| 15020 | ** Revenue from Use of Property ** | 7,000.00 | 7,000.00 | 650.00 | 850.00 | 6,150.00 87.85 |
| 18990 | ** Miscellaneous Revenue ** | 2,800.00 | 2,800.00 | .00 | 3,000.00 | 200.00- 7.14- |
| 24090 | ** Airport Grant ** | 600,200.00 | 600,200.00 | .00 | 6,042.00 | 594,158.00 98.99 |
| 41050 | ** Transfers In ** | 55,000.00 | 55,000.00 | .00 | .00 | 55,000.00 100.00 |
| | --FUND TOTAL-- | 665,000.00 | 665,000.00 | 650.00 | 9,892.00 | 655,108.00 98.51 |
| FUND #-225 ** Econ Dev Revenue ** | | | | | | |
| 41050 | ** Transfers In ** | 48,300.00 | 48,300.00 | .00 | .00 | 48,300.00 100.00 |
| | --FUND TOTAL-- | 48,300.00 | 48,300.00 | .00 | .00 | 48,300.00 100.00 |
| FUND #-226 ** Economic Dev Grants Fund Rev ** | | | | | | |
| 24090 | ** Tobacco Grants ** | 434,700.00 | 434,700.00 | .00 | .00 | 434,700.00 100.00 |
| 41050 | ** Transfers In ** | 48,300.00 | 48,300.00 | .00 | 5,857.69 | 42,442.31 87.87 |
| | --FUND TOTAL-- | 483,000.00 | 483,000.00 | .00 | 5,857.69 | 477,142.31 98.78 |

| ACCT# | DESCRIPTION | BUDGET AMOUNT | APPR. AMOUNT | CURRENT AMOUNT | Y-T-D AMOUNT | BALANCE UNCOLLECTED |
|--|------------------------------------|---------------|---------------|----------------|---------------|-----------------------|
| FUND #-250 ** School Fund Revenue ** | | | | | | |
| 16180 | ** Charges for Education ** | 469,238.00 | 469,238.00 | 3,314.48 | 27,110.42 | 442,137.58 94.22 |
| 24100 | ** Education-State ** | 13,439,928.00 | 13,439,928.00 | 1,200,572.29 | 9,252,287.08 | 4,187,640.92 31.15 |
| 33080 | ** Education-Federal ** | 1,961,213.00 | 1,961,213.00 | 368,055.63 | 1,154,159.36 | 807,053.64 41.15 |
| 41050 | ** Transfers In ** | 3,810,700.00 | 3,810,700.00 | 133,602.62 | 1,309,354.84 | 2,501,345.16 65.64 |
| | --FUND TOTAL-- | 19,681,079.00 | 19,681,079.00 | 1,705,545.02 | 11,742,911.70 | 7,938,167.30 40.33 |
| FUND #-252 ** School Food Fund Revenue ** | | | | | | |
| 15010 | ** Revenue from Use of Money ** | .00 | .00 | 8.97 | 165.84 | 155.84- 100.00- |
| 16180 | ** Charges for Education ** | .00 | .00 | 100.00 | 6,644.05 | 6,644.05- 100.00- |
| 24100 | School Food State | .00 | .00 | .00 | 10,367.89 | 10,367.89- 100.00- |
| 33080 | School Food Federal | .00 | .00 | 41,678.96 | 631,268.37 | 631,268.37- 100.00- |
| | --FUND TOTAL-- | .00 | .00 | 41,787.93 | 648,446.15 | 648,446.15- 100.00- |
| FUND #-253 ** School Textbook Fund Revenue ** | | | | | | |
| 24020 | ** Education-State ** | .00 | .00 | 10,143.25 | 91,289.25 | 91,239.25- 100.00- |
| | --FUND TOTAL-- | .00 | .00 | 10,143.25 | 91,289.25 | 91,239.25- 100.00- |
| FUND #-260 ** VPA Fund Revenue ** | | | | | | |
| 16110 | ** Charges for Welfare/Soc Serv ** | .00 | .00 | .00 | 11,549.10 | 11,549.10- 100.00- |
| 24060 | ** Welfare & Social Serv-State ** | 400,000.00 | 400,000.00 | 35,896.77 | 295,657.02 | 104,342.98 26.08 |
| 33010 | ** Welfare & Social Serv - Fed ** | 580,000.00 | 580,000.00 | 58,595.21 | 422,157.33 | 157,842.67 27.21 |
| 41050 | ** Transfers In ** | 175,000.00 | 175,000.00 | 13,478.43 | 86,621.92 | 88,378.08 50.50 |
| | --FUND TOTAL-- | 1,155,000.00 | 1,155,000.00 | 107,970.41 | 815,985.37 | 339,014.63 29.35 |
| FUND #-262 ** CSA Fund Revenue ** | | | | | | |
| 16110 | ** CSA - Local ** | .00 | .00 | 54.23 | 999.88 | 999.88- 100.00- |
| 24060 | ** CSA - State ** | 705,000.00 | 705,000.00 | 251,499.65 | 233,002.93 | 411,997.07 58.43 |
| 41050 | ** Transfers In ** | 230,000.00 | 230,000.00 | 58,112.08 | 30,967.89 | 199,032.11 86.53 |
| | --FUND TOTAL-- | 935,000.00 | 935,000.00 | 193,441.80 | 324,970.70 | 610,029.30 65.24 |
| FUND #-280 **CARES Act Fund Revenue** | | | | | | |
| 15010 | Interest on Checking | .00 | .00 | 138.42 | 2,849.67 | 2,849.67- 100.00- |
| 33030 | **CARES Act - Federal** | 1,064,054.00 | 1,064,054.00 | 37,022.43 | 2,225,587.15 | 1,161,533.15- 109.16- |
| | --FUND TOTAL-- | 1,064,054.00 | 1,064,054.00 | 37,160.85 | 2,228,436.82 | 1,164,382.82- 109.42- |

7/01/2020 - 3/31/2021

TIME 17:49

| ACCT# | DESCRIPTION | BUDGET AMOUNT | APPR. AMOUNT | CURRENT AMOUNT | Y-T-D AMOUNT | BALANCE | UNCOLLECTED | % |
|-------|-------------|---------------|--------------|----------------|--------------|---------|-------------|---|
|-------|-------------|---------------|--------------|----------------|--------------|---------|-------------|---|

FUND #-316 ** Revenue Emerg Services Capital**

| | | | | | | | | |
|-------|-------------------------------|------------|------------|-----|------------|-----------|--------|-----|
| 18990 | **Miscellaneous Revenue 316** | .00 | .00 | .00 | 25,000.02 | 25,000.02 | 100.00 | .00 |
| 41050 | ** Transfers In ** | 185,000.00 | 185,000.00 | .00 | 185,000.00 | .00 | 100.00 | .00 |
| | --FUND TOTAL-- | 185,000.00 | 185,000.00 | .00 | 210,000.02 | 25,000.02 | 13.51 | |

FUND #-317 ** Project Lifesaver Revenue **

| | | | | | | | | |
|-------|-------------------|--------|--------|-----|----------|--------|-------|--|
| 18990 | Project Lifesaver | 800.00 | 800.00 | .00 | 1,020.00 | 220.00 | 27.50 | |
| | --FUND TOTAL-- | 800.00 | 800.00 | .00 | 1,020.00 | 220.00 | 27.50 | |

FUND #-319 ** Voting Machine Fund Revenue **

| | | | | | | | | |
|-------|--------------------|----------|----------|----------|----------|-----|--------|-----|
| 41050 | ** Transfers In ** | 5,000.00 | 5,000.00 | 5,000.00 | 5,000.00 | .00 | 100.00 | .00 |
| | --FUND TOTAL-- | 5,000.00 | 5,000.00 | 5,000.00 | 5,000.00 | .00 | 100.00 | .00 |

FUND #-420 ** Revenue Debt Service Fund **

| | | | | | | | | |
|-------|--------------------|--------------|--------------|-----|--------------|------------|-------|--|
| 33080 | ** Education ** | 140,000.00 | 140,000.00 | .00 | 122,418.45 | 17,581.55 | 12.55 | |
| 41050 | ** Transfers In ** | 1,438,000.00 | 1,438,000.00 | .00 | 1,208,757.72 | 229,242.28 | 15.94 | |
| | --FUND TOTAL-- | 1,578,000.00 | 1,578,000.00 | .00 | 1,331,176.17 | 246,823.83 | 15.64 | |

FUND #-701 ** Special Welfare Revenue **

| | | | | | | | | |
|-------|-----------------------------------|-----|-----|-----|--------|--------|--------|--|
| 18030 | ** Charges for Social Services ** | .00 | .00 | .00 | 665.98 | 665.98 | 100.00 | |
| | --FUND TOTAL-- | .00 | .00 | .00 | 665.98 | 665.98 | 100.00 | |

FUND #-705 ** IDA Revenue **

| | | | | | | | | |
|-------|---------------------------------|-----|-----|-------|-----------|-----------|--------|--|
| 15010 | ** Revenue from Use of Money ** | .00 | .00 | 59.12 | 937.68 | 937.68 | 100.00 | |
| 19020 | ** Recovered Costs ** | .00 | .00 | .00 | 20,369.71 | 20,369.71 | 100.00 | |
| | --FUND TOTAL-- | .00 | .00 | 59.12 | 21,307.39 | 21,307.39 | 100.00 | |

FUND #-715 ** Commonwealth Fund Revenue **

| | | | | | | | | |
|-------|--------------------------|-----|-----|----------|------------|------------|--------|--|
| 18990 | ** Sheriff Fees ** | .00 | .00 | 697.62 | 4,934.17 | 4,934.17 | 100.00 | |
| 23020 | ** Sheriff Fees-State ** | .00 | .00 | .00 | 12.00 | 12.00 | 100.00 | |
| 24000 | ** Estimated Taxes ** | .00 | .00 | 2,340.00 | 188,567.25 | 188,567.25 | 100.00 | |
| 25000 | ** State Income Taxes ** | .00 | .00 | 1,169.00 | 1,764.20 | 1,764.20 | 100.00 | |
| | --FUND TOTAL-- | .00 | .00 | 4,206.62 | 195,277.62 | 195,277.62 | 100.00 | |

--FINAL TOTAL--

| | | | | | | | | |
|--|--|---------------|---------------|--------------|---------------|---------------|-------|--|
| | | 37,667,207.00 | 37,667,207.00 | 2,373,050.91 | 24,373,885.65 | 13,293,321.35 | 35.29 | |
|--|--|---------------|---------------|--------------|---------------|---------------|-------|--|

| ACCT# | DESCRIPTION | BUDGET AMOUNT | APPR. AMOUNT | CURRENT AMOUNT | Y-T-D AMOUNT | ENCUMBRANCE AMOUNT | UNENCUMBERED BALANCE | REMAINING |
|--------|------------------------------------|---------------|---------------|----------------|--------------|--------------------|----------------------|-----------|
| FUND # | ** General Fund Expense ** | | | | | | | |
| 11100 | ** Board of Supervisors ** | 49,320.00 | 49,320.00 | 3,172.22 | 34,204.19 | .00 | 15,115.81 | 30.64 |
| 12100 | ** County Administration ** | 249,670.00 | 249,670.00 | 19,966.02 | 182,943.56 | .00 | 66,726.44 | 26.72 |
| 12210 | ** Professional Services ** | 110,000.00 | 110,000.00 | 5,417.50 | 107,687.56 | .00 | 2,312.44 | 2.10 |
| 12310 | ** Commissioner of Revenue ** | 219,480.00 | 219,480.00 | 19,702.69 | 158,687.09 | .00 | 60,792.91 | 27.69 |
| 12410 | ** Treasurer ** | 245,910.00 | 245,910.00 | 23,383.53 | 165,415.98 | .00 | 79,494.02 | 32.32 |
| 12510 | ** Data Processing ** | 69,000.00 | 69,000.00 | 11,682.75 | 72,433.89 | .00 | 3,433.89 | 4.97 |
| 13100 | ** Electoral Board ** | 49,400.00 | 49,400.00 | 25,425.51 | 51,432.10 | .00 | 2,032.10 | 4.11 |
| 13200 | ** Registrar ** | 88,630.00 | 88,630.00 | 7,399.30 | 75,500.67 | .00 | 13,129.33 | 14.81 |
| 21100 | ** Circuit Court ** | 12,400.00 | 12,400.00 | 100.24 | 545.08 | .00 | 11,854.92 | 95.60 |
| 21200 | ** General District Court ** | 5,100.00 | 5,100.00 | 362.13 | 2,818.47 | .00 | 2,281.53 | 44.73 |
| 21300 | ** Magistrate ** | 1,325.00 | 1,325.00 | 158.05 | 709.85 | .00 | 615.15 | 46.42 |
| 21600 | ** Juvenile/Domestic Court ** | 93,000.00 | 93,000.00 | 7,433.89 | 29,554.80 | .00 | 63,445.20 | 68.22 |
| 21700 | ** Clerk of Circuit Court ** | 302,250.00 | 302,250.00 | 25,462.70 | 223,440.68 | .00 | 78,809.32 | 26.07 |
| 21710 | ** Library of VA Grant ** | .00 | .00 | .00 | 9,046.00 | .00 | 9,046.00 | 100.00 |
| 21752 | ** Clerk Technology Trust Funds ** | .00 | .00 | 2,981.76 | 23,547.93 | .00 | 23,547.93 | 100.00 |
| 21800 | ** Courthouse Security ** | 21,600.00 | 21,600.00 | 1,460.45 | 15,623.97 | .00 | 5,976.03 | 27.66 |
| 21910 | ** Victim/Witness Coordinator ** | 71,115.00 | 71,115.00 | 5,469.12 | 50,570.06 | .00 | 20,544.94 | 28.88 |
| 22100 | ** Commonwealth Attorney ** | 338,428.00 | 338,428.00 | 27,360.09 | 245,059.91 | .00 | 93,368.09 | 27.58 |
| 31200 | ** Sheriff & Law Enforcement ** | 1,285,900.00 | 1,285,900.00 | 106,293.55 | 879,379.86 | .00 | 406,520.14 | 31.61 |
| 32400 | ** Fire & Rescue Appropriations ** | 260,440.00 | 260,440.00 | 77,203.00 | 266,844.54 | .00 | 6,404.54 | 2.45 |
| 33200 | ** Piedmont Regional Jail ** | 575,000.00 | 575,000.00 | .00 | 409,904.85 | .00 | 165,095.15 | 28.71 |
| 34000 | ** Building Official ** | 93,900.00 | 93,900.00 | 7,421.14 | 71,875.25 | .00 | 22,024.75 | 23.45 |
| 35100 | ** Animal Control ** | 98,130.00 | 98,130.00 | 7,495.39 | 66,253.30 | .00 | 31,876.70 | 32.48 |
| 43200 | ** Buildings & Grounds ** | 228,240.00 | 228,240.00 | 23,816.21 | 194,328.94 | .00 | 33,911.06 | 14.85 |
| 51200 | ** Health Dept Appropriation ** | 113,000.00 | 113,000.00 | .00 | 79,169.50 | .00 | 33,830.50 | 29.93 |
| 51500 | ** Medical Examiner ** | 100.00 | 100.00 | 1,940.00 | 2,060.00 | .00 | 1,960.00 | 960.00 |
| 52500 | ** Crossroads CSB Appropriation ** | 53,000.00 | 53,000.00 | .00 | 39,750.00 | .00 | 13,250.00 | 25.00 |
| 81100 | ** Planning ** | 7,000.00 | 7,000.00 | .00 | 10,929.17 | .00 | 3,929.17 | 56.13 |
| 81110 | ** Conditional Use Permits ** | 2,000.00 | 2,000.00 | 396.25 | 1,883.63 | .00 | 116.37 | 5.81 |
| 81200 | ** Community Development ** | 277,986.00 | 277,986.00 | .00 | 226,325.77 | .00 | 51,660.23 | 18.58 |
| 81500 | ** Econ/Community Development ** | 59,000.00 | 59,000.00 | 3,173.23 | 26,475.27 | .00 | 32,524.73 | 55.12 |
| 81600 | ** Industrial Dev. Authority ** | 28,000.00 | 28,000.00 | .00 | 20,369.71 | .00 | 7,630.29 | 27.25 |
| 83000 | ** Cooperative Extension ** | 48,000.00 | 48,000.00 | 17.45 | 22,378.99 | .00 | 25,621.01 | 53.37 |
| 91001 | ** Fringe Benefits ** | 77,300.00 | 77,300.00 | 120.82 | 90,781.06 | .00 | 13,481.06 | 17.43 |
| 91489 | ** DMV Stops Expense ** | 25,000.00 | 25,000.00 | 2,100.00 | 21,800.00 | .00 | 3,200.00 | 12.80 |
| 94000 | ** Capital Improvements ** | 50,000.00 | 50,000.00 | .00 | 23,905.50 | .00 | 26,094.50 | 52.18 |
| 99000 | ** Transfers To Other Funds ** | 5,738,700.00 | 5,738,700.00 | 118,968.97 | 2,665,702.37 | .00 | 3,072,997.63 | 53.54 |
| | --FUND TOTAL-- | 10,947,324.00 | 10,947,324.00 | 535,883.96 | 6,570,339.50 | .00 | 4,376,984.50 | 39.98 |
| FUND # | ** Reassessment Expense ** | | | | | | | |
| 12320 | Board of Equalization Wages | 25,000.00 | 25,000.00 | .00 | .00 | .00 | 25,000.00 | 100.00 |
| | --FUND TOTAL-- | 25,000.00 | 25,000.00 | .00 | .00 | .00 | 25,000.00 | 100.00 |

| ACCT# | DESCRIPTION | BUDGET AMOUNT | APPR. AMOUNT | CURRENT AMOUNT | Y-T-D AMOUNT | ENCUMBRANCE AMOUNT | UNENCUMBERED BALANCE | % REMAINING |
|---|--------------------------------|---------------|--------------|----------------|--------------|--------------------|----------------------|-------------|
| FUND #-135 ** £/W Mgmt Expense ** | | | | | | | | |
| 40423 | ** Solid Waste Collection ** | 181,000.00 | 181,000.00 | 17,210.83 | 154,568.89 | .00 | 26,431.11 | 14.60 |
| | --FUND TOTAL-- | 181,000.00 | 181,000.00 | 17,210.83 | 154,568.89 | .00 | 26,431.11 | 14.60 |
| FUND #-137 ** Landfill Expenses ** | | | | | | | | |
| 40427 | ** Landfill Sites Expense ** | 250,000.00 | 250,000.00 | 1,494.43 | 22,721.86 | .00 | 227,278.14 | 90.91 |
| 99000 | ** Transfers to Other Funds ** | 150,000.00 | 150,000.00 | .00 | .00 | .00 | 150,000.00 | 100.00 |
| | --FUND TOTAL-- | 400,000.00 | 400,000.00 | 1,494.43 | 22,721.86 | .00 | 377,278.14 | 94.31 |
| FUND #-213 ** Law Library Expense ** | | | | | | | | |
| 21900 | ** Expenses ** | 1,000.00 | 1,000.00 | .00 | .00 | .00 | 1,000.00 | 100.00 |
| | --FUND TOTAL-- | 1,000.00 | 1,000.00 | .00 | .00 | .00 | 1,000.00 | 100.00 |
| FUND #-214 ** Asset Forfeiture Expense ** | | | | | | | | |
| 91400 | ** Asset Forfeiture ** | .00 | .00 | 187.68 | 3,386.52 | .00 | 3,386.52 | 100.00 |
| | --FUND TOTAL-- | .00 | .00 | 187.68 | 3,386.52 | .00 | 3,386.52 | 100.00 |
| FUND #-215 ** 911 & E911 Expense ** | | | | | | | | |
| 31400 | ** 911 & E911 Expenditures ** | 127,650.00 | 127,650.00 | 5,544.72 | 264,554.37 | .00 | 136,904.37 | 107.24 |
| 99000 | ** Transfers to Other Funds ** | 185,000.00 | 185,000.00 | .00 | 185,000.00 | .00 | .00 | .00 |
| | --FUND TOTAL-- | 312,650.00 | 312,650.00 | 5,544.72 | 449,554.37 | .00 | 136,904.37 | 43.78 |
| FUND #-221 ** Airport Fund Expense ** | | | | | | | | |
| 40740 | ** Airport ** | 665,000.00 | 665,000.00 | 1,145.18 | 17,255.97 | .00 | 647,744.03 | 97.40 |
| | --FUND TOTAL-- | 665,000.00 | 665,000.00 | 1,145.18 | 17,255.97 | .00 | 647,744.03 | 97.40 |
| FUND #-225 ** Economic Dev Expenses ** | | | | | | | | |
| 81000 | ** Econ Dev Expense Local ** | .00 | .00 | 400.00 | 1,800.00 | .00 | 1,800.00 | 100.00 |
| 99000 | ** Transfers To Other Funds ** | 48,300.00 | 48,300.00 | .00 | 5,857.69 | .00 | 42,442.31 | 87.87 |
| | --FUND TOTAL-- | 48,300.00 | 48,300.00 | 400.00 | 7,657.69 | .00 | 40,642.31 | 84.14 |
| FUND #-226 ** Econ Dev Grants Expenditures ** | | | | | | | | |
| 81518 | **Lrrenburg Ind Site KV Road** | 483,000.00 | 483,000.00 | 39,712.20 | 70,074.70 | .00 | 412,925.30 | 85.49 |
| | --FUND TOTAL-- | 483,000.00 | 483,000.00 | 39,712.20 | 70,074.70 | .00 | 412,925.30 | 85.49 |

EXPENDITURE SUMMARY
7/01/2020 - 3/31/2021

TIME 17:49

| ACCT# | DESCRIPTION | BUDGET AMOUNT | APPR. AMOUNT | CURRENT AMOUNT | Y-T-D AMOUNT | ENCUMBRANCE AMOUNT | UNENCUMBERED BALANCE | % REMAINING |
|-------|-------------|---------------|--------------|----------------|--------------|--------------------|----------------------|-------------|
|-------|-------------|---------------|--------------|----------------|--------------|--------------------|----------------------|-------------|

FUND # -250 ** School Expenses **

| | | | | | | | | |
|-------|--------------------------------|---------------|---------------|--------------|---------------|-----|--------------|--------|
| 61000 | Instruction | 13,783,287.00 | 13,783,287.00 | 1,044,673.82 | 7,744,965.20 | .00 | 6,038,321.80 | 43.80 |
| 62000 | Administration | 834,573.00 | 834,573.00 | 66,192.68 | 712,181.90 | .00 | 122,391.10 | 14.66 |
| 63000 | Transportation | 1,497,759.00 | 1,497,759.00 | 80,045.25 | 764,979.92 | .00 | 732,779.08 | 48.92 |
| 64000 | Operations & Maintenance | 1,725,430.00 | 1,725,430.00 | 170,207.15 | 1,233,707.45 | .00 | 491,722.55 | 28.49 |
| 67000 | Capital Lease Principal | 131,035.00 | 131,035.00 | .00 | .00 | .00 | 131,035.00 | 100.00 |
| 68000 | School Technology | 741,954.00 | 741,954.00 | 344,426.12 | 1,287,077.23 | .00 | 545,123.23 | 73.47 |
| 99000 | ** Transfers to Other Funds ** | 967,041.00 | 967,041.00 | .00 | .00 | .00 | 967,041.00 | 100.00 |
| | --FUND TOTAL-- | 19,681,079.00 | 19,681,079.00 | 1,705,545.02 | 11,742,911.70 | .00 | 7,938,167.30 | 40.33 |

FUND # -252 ** School Food Fund Expense **

| | | | | | | | | |
|-------|--------------------------|-----|-----|-----------|------------|-----|------------|--------|
| 65100 | School Food Expenditures | .00 | .00 | 48,970.94 | 614,090.47 | .00 | 614,090.47 | 100.00 |
| | --FUND TOTAL-- | .00 | .00 | 48,970.94 | 614,090.47 | .00 | 614,090.47 | 100.00 |

FUND # -260 ** VFA Expenses **

| | | | | | | | | |
|-------|-------------------------------|--------------|--------------|------------|------------|-----|------------|-------|
| 11000 | Disbursements-State & Federal | 430,000.00 | 430,000.00 | 57,262.09 | 393,454.86 | .00 | 36,545.14 | 8.49 |
| 50000 | ** BASE ** | 725,000.00 | 725,000.00 | 50,358.74 | 514,797.30 | .00 | 210,202.70 | 28.99 |
| | --FUND TOTAL-- | 1,155,000.00 | 1,155,000.00 | 107,620.83 | 908,252.16 | .00 | 246,747.84 | 21.36 |

FUND # -262 ** CSA Expenses **

| | | | | | | | | |
|-------|------------------------|------------|------------|------------|------------|-----|------------|-------|
| 53500 | ** CSA Fund Expense ** | 935,000.00 | 935,000.00 | 193,441.80 | 686,537.52 | .00 | 248,462.48 | 26.57 |
| | --FUND TOTAL-- | 935,000.00 | 935,000.00 | 193,441.80 | 686,537.52 | .00 | 248,462.48 | 26.57 |

FUND # -280 **CARES Act Fund Expenses**

| | | | | | | | | |
|-------|------------------------------|--------------|--------------|-----------|--------------|-----|------------|--------|
| 53700 | **County CARES Act Fund** | 1,064,054.00 | 1,064,054.00 | 21,425.54 | 1,482,038.87 | .00 | 417,984.87 | 39.28 |
| 53800 | **Registrar CARES Act Fund** | .00 | .00 | .00 | 14,258.57 | .00 | 14,258.57 | 100.00 |
| | --FUND TOTAL-- | 1,064,054.00 | 1,064,054.00 | 21,425.54 | 1,496,297.44 | .00 | 432,243.44 | 40.62 |

FUND # -316 ** Emerg Services' CapitalExpense **

| | | | | | | | | |
|-------|-----------------------------------|------------|------------|-----|-----------|-----|-----------|-------|
| 32400 | ** Emerg Services Capital Fund ** | 185,000.00 | 185,000.00 | .00 | 99,340.62 | .00 | 85,659.38 | 46.30 |
| | --FUND TOTAL-- | 185,000.00 | 185,000.00 | .00 | 99,340.62 | .00 | 85,659.38 | 46.30 |

FUND # -317 ** Project Lifesaver Expenses **

| | | | | | | | | |
|-------|-----------------------------|--------|--------|-----|-----|-----|--------|--------|
| 35700 | Equipment Project Lifesaver | 800.00 | 800.00 | .00 | .00 | .00 | 800.00 | 100.00 |
| | --FUND TOTAL-- | 800.00 | 800.00 | .00 | .00 | .00 | 800.00 | 100.00 |

| ACCT# | DESCRIPTION | BUDGET AMOUNT | APPR. AMOUNT | CURRENT AMOUNT | Y-T-D AMOUNT | ENCUMBRANCE AMOUNT | UNENCUMBERED BALANCE | % REMAINING |
|---|-----------------------------------|---------------|---------------|----------------|---------------|--------------------|----------------------|-------------|
| FUND #-319 ** Voting Machine Fund Expenses ** | | | | | | | | |
| 94440 | ** Voting Machine Fund ** | 5,000.00 | 5,000.00 | .00 | .00 | .00 | 5,000.00 | 100.00 |
| | --FUND TOTAL-- | 5,000.00 | 5,000.00 | .00 | .00 | .00 | 5,000.00 | 100.00 |
| FUND #-320 ** Capital Outlay Courthouse ** | | | | | | | | |
| 94371 | ** Capital Outlay School ** | .00 | .00 | .00 | 6,061.71 | .00 | 6,061.71 | 100.00 |
| | --FUND TOTAL-- | .00 | .00 | .00 | 6,061.71 | .00 | 6,061.71 | 100.00 |
| FUND #-420 ** Debt Service Fund ** | | | | | | | | |
| 95300 | ** Debt Service Courthouse ** | 514,000.00 | 514,000.00 | .00 | 513,722.48 | .00 | 277.52 | .05 |
| 95310 | ** Debt Service School ** | 1,064,000.00 | 1,064,000.00 | .00 | 893,102.11 | .00 | 170,897.89 | 16.06 |
| | --FUND TOTAL-- | 1,578,000.00 | 1,578,000.00 | .00 | 1,406,824.59 | .00 | 171,175.41 | 10.84 |
| FUND #-701 ** Special Welfare Expenses ** | | | | | | | | |
| 10000 | ** Special Welfare Expenses ** | .00 | .00 | .00 | 1,303.41 | .00 | 1,303.41 | 100.00 |
| | --FUND TOTAL-- | .00 | .00 | .00 | 1,303.41 | .00 | 1,303.41 | 100.00 |
| FUND #-705 ** IDA Fund Expense ** | | | | | | | | |
| 81600 | ** Industrial Dev Authority ** | .00 | .00 | .00 | 22,169.71 | .00 | 22,169.71 | 100.00 |
| | --FUND TOTAL-- | .00 | .00 | .00 | 22,169.71 | .00 | 22,169.71 | 100.00 |
| FUND #-715 ** Commonwealth Fund Expense ** | | | | | | | | |
| 91900 | ** Remittances to Commonwealth ** | .00 | .00 | 4,206.62 | 195,277.62 | .00 | 195,277.62 | 100.00 |
| | --FUND TOTAL-- | .00 | .00 | 4,206.62 | 195,277.62 | .00 | 195,277.62 | 100.00 |
| | --FINAL TOTAL-- | 37,667,207.00 | 37,667,207.00 | 2,679,800.89 | 24,474,626.45 | .00 | 13,192,580.55 | 35.02 |

5/07/2021
8:16:36
DEPT H CLS

-TREASURER TAX COLLECTION RATE SCHEDULE REPORT-
THRU 4/30/2021

| TAXES | PPTRA | ABATEMENTS | NET TAX | PAYMENTS | OTHER ADJS | NET PAYMENTS | NET A/R | %COLLECTED |
|--------------|------------|------------|------------|-------------|------------|--------------|---------|------------|
| RE2011 1 | 3179753.87 | 3703.76- | 3176050.11 | 3129111.30- | 44417.73- | 3173529.03- | 2521.08 | 99.92 |
| 1 RE | 32.40 | | 32.40 | 32.40- | | 32.40- | | 100.00 |
| HALF TOTALS= | 3179786.27 | 3703.76- | 3176082.51 | 3129143.70- | 44417.73- | 3173561.43- | 2521.08 | 99.92 |
| DEPT TOTALS= | 3179786.27 | 3703.76- | 3176082.51 | 3129143.70- | 44417.73- | 3173561.43- | 2521.08 | 99.92 |
| RE2012 1 RE | 1600051.66 | 3676.46- | 1596375.20 | 1586158.95- | 9145.60- | 1595304.55- | 1070.65 | 99.93 |
| HALF TOTALS= | 1600051.66 | 3676.46- | 1596375.20 | 1586158.95- | 9145.60- | 1595304.55- | 1070.65 | 99.93 |
| 2 R2 | 1604714.92 | 7011.79- | 1597703.13 | 1595942.63- | 664.60- | 1596607.23- | 1095.90 | 99.93 |
| HALF TOTALS= | 1604714.92 | 7011.79- | 1597703.13 | 1595942.63- | 664.60- | 1596607.23- | 1095.90 | 99.93 |
| DEPT TOTALS= | 3204766.58 | 10688.25- | 3194078.33 | 3182101.58- | 9810.20- | 3191911.78- | 2166.55 | 99.93 |
| RE2013 1 RE | 1615975.85 | 7652.80- | 1608323.05 | 1592426.30- | 14772.52- | 1607198.82- | 1124.23 | 99.93 |
| HALF TOTALS= | 1615975.85 | 7652.80- | 1608323.05 | 1592426.30- | 14772.52- | 1607198.82- | 1124.23 | 99.93 |
| 2 R2 | 1615710.67 | 8899.41- | 1606811.26 | 1604029.86- | 1657.17- | 1605687.03- | 1124.23 | 99.93 |
| HALF TOTALS= | 1615710.67 | 8899.41- | 1606811.26 | 1604029.86- | 1657.17- | 1605687.03- | 1124.23 | 99.93 |
| DEPT TOTALS= | 3231686.52 | 16552.21- | 3215134.31 | 3196456.16- | 16429.69- | 3212885.85- | 2248.46 | 99.93 |
| RE2014 1 RE | 1621662.15 | 5069.85- | 1616592.30 | 1603219.43- | 12248.64- | 1615468.07- | 1124.23 | 99.93 |
| HALF TOTALS= | 1621662.15 | 5069.85- | 1616592.30 | 1603219.43- | 12248.64- | 1615468.07- | 1124.23 | 99.93 |
| 2 R2 | 1617319.15 | 6507.71- | 1610811.44 | 1608412.89- | 1274.32- | 1609687.21- | 1124.23 | 99.93 |
| HALF TOTALS= | 1617319.15 | 6507.71- | 1610811.44 | 1608412.89- | 1274.32- | 1609687.21- | 1124.23 | 99.93 |
| DEPT TOTALS= | 3238981.30 | 11577.56- | 3227403.74 | 3211632.32- | 13522.96- | 3225155.28- | 2248.46 | 99.93 |
| RE2015 1 RE | 1632536.00 | 4168.68- | 1628367.32 | 1614985.13- | 11916.69- | 1626901.82- | 1465.50 | 99.91 |
| HALF TOTALS= | 1632536.00 | 4168.68- | 1628367.32 | 1614985.13- | 11916.69- | 1626901.82- | 1465.50 | 99.91 |
| 2 R2 | 1624504.36 | 4791.69- | 1619712.67 | 1616070.29- | 2122.45- | 1618192.74- | 1519.93 | 99.91 |
| HALF TOTALS= | 1624504.36 | 4791.69- | 1619712.67 | 1616070.29- | 2122.45- | 1618192.74- | 1519.93 | 99.91 |
| DEPT TOTALS= | 3257040.36 | 8960.37- | 3248079.99 | 3231055.42- | 14039.14- | 3245094.56- | 2985.43 | 99.91 |
| RE2016 1 RE | 1639263.91 | 5423.52- | 1633840.39 | 1617026.31- | 15226.44- | 1632252.75- | 1587.64 | 99.90 |
| HALF TOTALS= | 1639263.91 | 5423.52- | 1633840.39 | 1617026.31- | 15226.44- | 1632252.75- | 1587.64 | 99.90 |
| 2 R2 | 1630250.23 | 6474.81- | 1623775.42 | 1619653.61- | 2534.17- | 1622187.78- | 1587.64 | 99.90 |
| HALF TOTALS= | 1630250.23 | 6474.81- | 1623775.42 | 1619653.61- | 2534.17- | 1622187.78- | 1587.64 | 99.90 |
| DEPT TOTALS= | 3269514.14 | 11898.33- | 3257615.81 | 3236679.92- | 17760.61- | 3254440.53- | 3175.28 | 99.90 |
| RE2017 1 RE | 1643831.43 | 3730.14- | 1640101.29 | 1624697.39- | 12773.17- | 1637470.56- | 2630.73 | 99.84 |
| HALF TOTALS= | 1643831.43 | 3730.14- | 1640101.29 | 1624697.39- | 12773.17- | 1637470.56- | 2630.73 | 99.84 |
| 2 R2 | 1643267.95 | 5281.83- | 1637986.12 | 1633369.41- | 1852.30- | 1635221.71- | 2764.41 | 99.83 |
| HALF TOTALS= | 1643267.95 | 5281.83- | 1637986.12 | 1633369.41- | 1852.30- | 1635221.71- | 2764.41 | 99.83 |
| DEPT TOTALS= | 3287099.38 | 9011.97- | 3278087.41 | 3258066.80- | 14625.47- | 3272692.27- | 5395.14 | 99.84 |

5/07/2021
8:16:36

-TREASURER TAX COLLECTION RATE SCHEDULE REPORT-
THRU 4/30/2021

| DEPT | H CLS | TAXES | PPTRA | ABATEMENTS | NET TAX | PAYMENTS | OTHER ADJS | NET PAYMENTS | NET A/R | %COLLECTED |
|--------------|-------|-------------|-------|------------|-------------|--------------|------------|--------------|------------|------------|
| RE2018 1 RE | | 1753119.29 | | 4504.45- | 1748614.84 | 1734147.48- | 9704.99- | 1743852.47- | 4762.37 | 99.73 |
| HALF TOTALS= | | 1753119.29 | | 4504.45- | 1748614.84 | 1734147.48- | 9704.99- | 1743852.47- | 4762.37 | 99.73 |
| 2 F2 | | 1746313.47 | | 6478.67- | 1739834.80 | 1730670.19- | 2782.60- | 1733452.79- | 6382.01 | 99.63 |
| HALF TOTALS= | | 1746313.47 | | 6478.67- | 1739834.80 | 1730670.19- | 2782.60- | 1733452.79- | 6382.01 | 99.63 |
| DEPT TOTALS= | | 3499432.76 | | 10983.12- | 3488449.64 | 3464817.67- | 12487.59- | 3477305.26- | 11144.38 | 99.68 |
| RE2019 1 FE | | 1759546.01 | | 2156.83- | 1757389.18 | 1733408.06- | 11977.79- | 1745385.85- | 12003.33 | 99.32 |
| HALF TOTALS= | | 1759546.01 | | 2156.83- | 1757389.18 | 1733408.06- | 11977.79- | 1745385.85- | 12003.33 | 99.32 |
| 2 F2 | | 1748764.37 | | 3675.69- | 1745088.68 | 1725671.70- | 2635.91- | 1728307.61- | 16781.07 | 99.04 |
| HALF TOTALS= | | 1748764.37 | | 3675.69- | 1745088.68 | 1725671.70- | 2635.91- | 1728307.61- | 16781.07 | 99.04 |
| DEPT TOTALS= | | 3508310.38 | | 5832.52- | 3502477.86 | 3459079.76- | 14613.70- | 3473693.46- | 28784.40 | 99.18 |
| RE2020 1 RE | | 1766456.92 | | 1720.95- | 1764735.97 | 1719869.03- | 16982.43- | 1736851.46- | 27884.51 | 98.42 |
| HALF TOTALS= | | 1766456.92 | | 1720.95- | 1764735.97 | 1719869.03- | 16982.43- | 1736851.46- | 27884.51 | 98.42 |
| 2 F2 | | 1762276.34 | | 2618.21- | 1759658.13 | 1711686.85- | 2973.26- | 1714660.11- | 44998.02 | 97.44 |
| HALF TOTALS= | | 1762276.34 | | 2618.21- | 1759658.13 | 1711686.85- | 2973.26- | 1714660.11- | 44998.02 | 97.44 |
| DEPT TOTALS= | | 3528733.26 | | 4339.16- | 3524394.10 | 3431555.88- | 19955.69- | 3451511.57- | 72882.53 | 97.93 |
| RE2021 1 RE | | 1772250.27 | | 152.10- | 1772098.17 | 101012.83- | 14863.26- | 115876.09- | 1656222.08 | 6.54 |
| HALF TOTALS= | | 1772250.27 | | 152.10- | 1772098.17 | 101012.83- | 14863.26- | 115876.09- | 1656222.08 | 6.54 |
| 2 F2 | | 1772250.27 | | 163.17- | 1772087.10 | 25562.27- | 4970.16- | 30532.43- | 1741554.67 | 1.72 |
| HALF TOTALS= | | 1772250.27 | | 163.17- | 1772087.10 | 25562.27- | 4970.16- | 30532.43- | 1741554.67 | 1.72 |
| DEPT TOTALS= | | 3544500.54 | | 315.27- | 3544185.27 | 126575.10- | 19833.42- | 146408.52- | 3397776.75 | 4.13 |
| RE TOTALS = | | 36749851.49 | | 93862.52- | 36655988.97 | 32927164.31- | 197496.20- | 33124660.51- | 3531328.46 | 90.37 |
| COMP TOTALS= | | 36749851.49 | | 93862.52- | 36655988.97 | 32927164.31- | 197496.20- | 33124660.51- | 3531328.46 | 90.37 |

-TREASURER TAX COLLECTION RATE SCHEDULE REPORT-
THRU 4/30/2021

| DEPT | H | CLS | TAXES | PPTRA | ABATEMENTS | NET TAX | PAYMENTS | OTHER ADJS | NET PAYMENTS | NET A/R | %COLLECTED |
|--------------|---|-----|------------|-------------|------------|------------|-------------|------------|--------------|----------|------------|
| PP2016 | 1 | MH | 12253.84 | | 131.10- | 12122.74 | 11665.87- | 214.24- | 11880.11- | 242.63 | 98.00 |
| | 1 | MR | 38011.08 | | 937.15- | 37073.93 | 36897.23- | 175.74- | 37072.97- | 96 | 100.00 |
| | 1 | MT | 162468.35 | | 1373.88- | 161094.47 | 151149.88- | 1211.08- | 152360.96- | 8733.51 | 94.58 |
| | 1 | PP | 1540793.19 | 527117.95- | 39660.16- | 974015.08 | 946190.34- | 9060.74- | 955251.08- | 18764.00 | 98.07 |
| | 1 | VL | 234810.00 | | 5365.00- | 229445.00 | 225718.28- | 1091.72- | 226810.00- | 2635.00 | 98.85 |
| | 1 | XX | 458.85 | | | 458.85 | 458.85- | | 458.85- | | 100.00 |
| HALF TOTALS= | | | 1988795.31 | 527117.95- | 47467.29- | 1414210.07 | 1372080.45- | 11753.52- | 1383833.97- | 30376.10 | 97.85 |
| | 2 | H2 | 12224.91 | | 131.10- | 12093.81 | 11845.76- | 5.79 | 11839.97- | 253.84 | 97.90 |
| | 2 | P2 | 1525868.82 | 522602.27- | 39414.38- | 963852.17 | 942660.40- | 1338.78- | 943999.18- | 19852.99 | 97.94 |
| | 2 | R2 | 38010.77 | | 937.14- | 37073.63 | 37056.24- | 16.43- | 37072.67- | 96 | 100.00 |
| | 2 | T2 | 158029.62 | | 1373.88- | 156655.74 | 147880.28- | | 147880.28- | 8775.46 | 94.40 |
| | 2 | VL | 175.00 | | | 175.00- | 175.00- | | 175.00- | | 100.00 |
| | 2 | X2 | 458.85 | | 458.85 | 458.85 | 458.85- | | 458.85- | | 100.00 |
| HALF TOTALS= | | | 1734767.97 | 522602.27- | 41856.50- | 1170309.20 | 1140076.53- | 1349.42- | 1141425.95- | 28883.25 | 97.53 |
| DEPT TOTALS= | | | 3723563.28 | 1049720.22- | 89323.79- | 2584519.27 | 2512156.98- | 13102.94- | 2525259.92- | 59259.35 | 97.71 |
| PP2017 | 1 | MH | 12872.18 | | 261.44- | 12610.74 | 12112.66- | 245.29- | 12357.95- | 252.79 | 98.00 |
| | 1 | MR | 42441.11 | | 77.78- | 42363.33 | 42206.44- | 156.89- | 42363.33- | | 100.00 |
| | 1 | MT | 171927.14 | | 116.55- | 171810.59 | 163542.42- | 209.17- | 163751.59- | 8059.00 | 95.31 |
| | 1 | PP | 1611275.54 | 529521.66- | 41548.16- | 1040205.72 | 1014051.61- | 8187.24- | 1022238.85- | 17966.87 | 98.27 |
| | 1 | VL | 241840.00 | | 7160.00- | 234680.00 | 230488.48- | 936.52- | 231425.00- | 3255.00 | 98.61 |
| | 1 | XX | 458.85 | | 458.85 | 458.85 | 458.85- | | 458.85- | | 100.00 |
| HALF TOTALS= | | | 2080814.82 | 529521.66- | 49163.93- | 1502129.23 | 1462860.46- | 9735.11- | 1472595.57- | 29533.66 | 98.03 |
| DEPT TOTALS= | | | 3895415.10 | 1056585.66- | 82968.92- | 2755860.52 | 2688294.07- | 10398.76- | 2698692.83- | 57167.69 | 97.93 |
| PP2018 | 1 | MH | 11571.39 | | 84.97- | 11486.42 | 11149.73- | 139.12- | 11288.85- | 197.57 | 98.28 |
| | 1 | MR | 4496.95 | | 3383.41- | 41113.54 | 40794.05- | 77.94- | 40871.99- | 241.55 | 99.41 |
| | 1 | MT | 167647.65 | | 6025.61- | 161622.04 | 154400.03- | 63.01- | 154463.04- | 7159.00 | 95.57 |
| | 1 | PP | 1626952.33 | 524839.38- | 51330.77- | 1050782.18 | 1026884.51- | 7180.08- | 1034064.59- | 16717.59 | 98.41 |
| | 1 | VL | 248620.00 | | 10580.00- | 238040.00 | 233282.40- | 781.66- | 234064.06- | 3975.94 | 98.33 |
| | 1 | XX | 894.60 | | 383.25- | 511.35 | 511.35- | | 511.35- | | 100.00 |
| HALF TOTALS= | | | 2100182.92 | 524839.38- | 71788.01- | 1503555.53 | 1467022.07- | 8241.81- | 1475263.88- | 28291.65 | 98.12 |
| DEPT TOTALS= | | | 3944470.65 | 1047481.33- | 132956.79- | 2764032.53 | 2691355.69- | 9618.69- | 2700974.38- | 63058.15 | 97.72 |
| PP2019 | 1 | MH | 11713.18 | | 62.36- | 11650.82 | 11302.42- | 104.75- | 11407.17- | 243.65 | 97.91 |
| | 1 | MR | 65821.78 | | 1129.45- | 64692.33 | 61988.56- | 26.49- | 62015.05- | 2677.28 | 95.86 |

-TREASURER TAX COLLECTION RATE SCHEDULE REPORT-
THRU 4/30/2021

| DEPT | H | CLS | TAXES | PPTRA | ABATEMENTS | NET TAX | PAYMENTS | OTHER ADJS | NET PAYMENTS | NET A/R | |
|--------------|---|-----|-------------|-------------|------------|-------------|--------------|------------|--------------|------------|--------|
| PP2019 | 1 | MT | 168781.04 | | 4804.70- | 163976.34 | 153161.03- | 50.01- | 153211.04- | 10765.30 | 93.43 |
| | 1 | PP | 1814074.47 | 528434.74- | 107303.67- | 1178336.06 | 1142420.70- | 6710.44- | 1149131.14- | 29204.92 | 97.52 |
| | 1 | VL | 252020.00 | | 15215.00- | 236805.00 | 230276.61- | 663.28- | 230939.89- | 5865.11 | 100.00 |
| | 1 | XX | 511.35 | | 128.10- | 383.25 | 383.25- | | 383.25- | | 97.06 |
| HALF TOTALS= | | | 2312921.82 | 528434.74- | 128643.28- | 1655843.80 | 1599532.57- | 7554.97- | 1607087.54- | 48756.26 | |
| | 2 | H2 | 11687.90 | | 62.36- | 11625.54 | 11338.41- | 11.10- | 11349.51- | 276.03 | 97.63 |
| | 2 | P2 | 1789666.93 | 521788.86- | 106848.28- | 1161029.79 | 1129403.68- | 1137.83- | 1130541.51- | 30488.28 | 97.37 |
| | 2 | R2 | 44973.25 | | 101.48- | 44871.77 | 42170.50- | | 42170.50- | 2701.27 | 93.98 |
| | 2 | T2 | 166085.20 | | 4804.68- | 161280.52 | 150515.24- | | 150515.24- | 10765.28 | 93.33 |
| | 2 | X2 | 511.35 | | 128.10- | 383.25 | 383.25- | | 383.25- | | 100.00 |
| HALF TOTALS= | | | 2012924.63 | 521788.86- | 111944.90- | 1379190.87 | 1333811.08- | 1148.93- | 1334960.01- | 44230.86 | 96.79 |
| DEPT TOTALS= | | | 4325846.45 | 1050223.60- | 240588.18- | 3035034.67 | 2933343.65- | 8703.90- | 2942047.55- | 92987.12 | 96.94 |
| PP2020 | 1 | MH | 11631.06 | | 29.07- | 11601.99 | 11137.77- | 94.84- | 11232.61- | 369.38 | 96.82 |
| | 1 | MR | 49872.66 | | 418.45- | 49454.21 | 49172.61- | 41.71- | 49214.32- | 239.89 | 99.51 |
| | 1 | MT | 126685.41 | | 4010.26- | 122675.15 | 120557.52- | 456.17- | 121013.69- | 1661.46 | 98.65 |
| | 1 | PP | 1761566.88 | 529322.56- | 39517.41- | 1192726.91 | 1140110.26- | 9436.92- | 1149547.18- | 43179.73 | 96.38 |
| | 1 | VL | 260205.00 | | 17500.00- | 242705.00 | 230772.98- | 277.90- | 231050.88- | 11654.12 | 95.20 |
| | 1 | XX | 383.25 | | | 383.25 | 383.25- | | 383.25- | | 100.00 |
| HALF TOTALS= | | | 2210344.26 | 529322.56- | 61475.19- | 1619546.51 | 1552134.39- | 10307.54- | 1562441.93- | 57104.58 | 96.47 |
| | 2 | H2 | 11630.86 | | 29.07- | 11601.79 | 10915.68- | 28.55- | 10944.23- | 657.56 | 94.33 |
| | 2 | P2 | 1748453.22 | 525054.32- | 39515.41- | 1183883.49 | 1099505.05- | 4435.82- | 1103940.87- | 79942.62 | 93.25 |
| | 2 | R2 | 49872.42 | | 473.17- | 49399.25 | 49090.67- | 41.69- | 49132.36- | 266.89 | 99.46 |
| | 2 | T2 | 126685.04 | | 4010.25- | 122674.79 | 115966.15- | 12.15- | 115978.30- | 6696.49 | 94.54 |
| | 2 | X2 | 383.25 | | | 383.25 | 383.25- | | 383.25- | | 100.00 |
| HALF TOTALS= | | | 1937024.79 | 525054.32- | 44027.90- | 1367942.57 | 1275860.80- | 4518.21- | 1280379.01- | 87563.56 | 93.60 |
| DEPT TOTALS= | | | 4147369.05 | 1054376.88- | 105503.09- | 2987489.08 | 2827995.19- | 14825.75- | 2842820.94- | 144668.14 | 95.16 |
| PP2021 | 1 | MH | 11671.68 | | | 11671.68 | 1001.24- | 414.38- | 1415.62- | 10256.06 | 12.13 |
| | 1 | MR | 49448.62 | | 42.23- | 49406.39 | 700.44- | 64.23- | 764.67- | 48641.72 | 1.55 |
| | 1 | MT | 176433.84 | | | 176433.84 | 44.28- | 13360.21- | 13404.49- | 163029.35 | 7.60 |
| | 1 | PP | 1888656.19 | 537921.24- | 5841.88- | 1344893.07 | 72499.95- | 14616.34- | 87116.29- | 125776.78 | 6.48 |
| | 1 | VL | 218055.00 | | 175.00- | 217880.00 | 12547.99- | 1747.79- | 14295.78- | 203584.22 | 6.56 |
| | 1 | XX | 52.50 | | | 52.50 | | | 52.50 | | 6.50 |
| HALF TOTALS= | | | 2344317.83 | 537921.24- | 6059.11- | 1800337.48 | 86793.90- | 30202.95- | 116996.85- | 1683340.63 | 6.50 |
| | 2 | H2 | 11671.48 | | | 11671.48 | 432.80- | 67.97- | 500.77- | 11170.71 | 4.29 |
| | 2 | P2 | 1888558.20 | 537880.14- | 5841.54- | 1344836.52 | 24940.57- | 2458.80- | 27399.37- | 1317437.15 | 2.04 |
| | 2 | R2 | 49448.46 | | 42.23- | 49406.23 | | 24.00- | 24.00- | 49382.23 | .05 |
| | 2 | T2 | 176433.59 | | | 176433.59 | | 4113.93- | 4113.93- | 172319.66 | 2.33 |
| | 2 | X2 | 52.50 | | | 52.50 | | | 52.50 | | 2.02 |
| HALF TOTALS= | | | 2126164.23 | 537880.14- | 5883.77- | 1582400.52 | 25373.37- | 6664.70- | 32038.07- | 1550362.25 | 2.02 |
| DEPT TOTALS= | | | 4470482.06 | 1075801.38- | 11942.88- | 3382737.80 | 112167.27- | 36867.65- | 149034.92- | 3233702.88 | 4.41 |
| PP TOTALS = | | | 24507146.59 | 6334189.07- | 663283.65- | 17509673.87 | 13765312.85- | 93517.69- | 13858830.54- | 3650843.33 | 79.15 |
| COMP TOTALS= | | | 24507146.59 | 6334189.07- | 663283.65- | 17509673.87 | 13765312.85- | 93517.69- | 13858830.54- | 3650843.33 | 79.15 |

LUNENBURG COUNTY -PUBLIC NOTICE

The Lunenburg County Planning Commission will hold a public hearing on Tuesday, **April 20, 2021** beginning at **7:00 PM** and the Lunenburg County Board of Supervisors will hold a public hearing on **Thursday, May 13, 2021** in the 2nd floor Courtroom; Lunenburg Courts Building, Lunenburg, VA 23952 for public input on the following:

CUP-2-21 Request of Dillon Nowlin to locate a storage lot for wrecked vehicles associated with Nowlin Towing on parcel 048-0A-0-84C consisting of 10.47 acres located at 240 Switchback Road, Kenbridge VA 23944.

It is the intention of the Lunenburg County Planning Commission and Board of Supervisors to comply with the Americans with Disabilities Act. Should you need special Accommodations, please contact the County Administration office at 434-696-2142 prior to the meeting date.

Please be aware that due to COVID19 and weather this meeting may have to be rescheduled on short notice. Face masks will be required to be worn at all times inside the building and social distancing will be practiced with capacity limited per guidelines. Written comments will be appreciated, in lieu of oral presentations. Please send comments to gmillican@lunenburgva.net or Lunenburg County, Office of Planning and Economic Development, 11413 Courthouse Road, Lunenburg, VA 23952.

Notice of Public Hearing


The Lunenburg County Board of Supervisors will hold a Public Hearing at their regular meeting on Thursday, May 13, 2021 beginning at 6:00 PM or shortly thereafter in the 2nd Floor Courtroom, Lunenburg Courts Building, Lunenburg, VA 23952 for public input on the following:

To revise County Code Section 74-31 to remove a reference to the county decal for license fees and to add a single license fee exemption for 100 percent disabled veterans subject to VA Code § 58.1-3668.

A copy of the full text of this ordinance will be posted on the bulletin board in front of the entrance to the Courts Building, and on the Lunenburg County website at www.lunenburgva.org pursuant to Virginia Code § 15.2-1427.

It is the intention of the Lunenburg County Board of Supervisors to comply with the Americans with Disabilities Act. Should you need special accommodations, please contact the County Administration office at 434-696-2142 prior to the meeting date.

VIRGINIA DEPARTMENT OF TRANSPORTATION



VDOT Call Center - 1-800-367-ROAD

South Hill Residency – Richmond District

LUNENBURG COUNTY

BOS Meeting – May 13, 2021

Maintenance Forces

- Repaired shoulders on various routes.
- Cleaned various bridge decks.
- Patched potholes on various routes.
- Cleaned ditches and repaired cross pipes on various routes.
- Machined NHS roadways and hauled stone as needed.
- Performed litter patrol on various routes.
- Checked various routes for maintenance and safety issues.

LUNENBURG COUNTY SCHOOL BOARD

Lunenburg County Public Schools

FISCAL YEAR 2020-21 Revenue - Expenditure Report

4/30/2021

| | | Revenue | | | Percent Received |
|--|-------------------|---------------------|----------------------|---------------------|------------------|
| | Budgeted | Current Month | Fiscal Year-to-Date | Balance | |
| State Sales Tax | 1,877,448 | 141,314.48 | 1,372,070.46 | 505,377.54 | 73.08% |
| State Funds | 11,509,324 | 1,063,052.20 | 9,186,240.44 | 2,323,083.56 | 79.82% |
| Federal Funds | 1,961,213 | 398,983.84 | 1,327,602.40 | 633,610.60 | 67.69% |
| Cares Act Funds | 465,285 | 0.00 | 364,977.47 | 100,307.53 | 78.44% |
| *CRF Funds | 266,980 | 0.00 | 266,980.00 | 0.00 | 100.00% |
| Cares Set-Aside GEER | 400,748 | 31,639.87 | 256,491.57 | 144,256.43 | 64.00% |
| **County Funds | 3,810,700 | 0.00 | 0.00 | 3,810,700.00 | 0.00% |
| Other Funds | 469,238 | 78,634.84 | 112,555.15 | 356,682.85 | 23.99% |
| Total Revenue | 20,760,936 | 1,713,625.23 | 12,886,917.49 | 7,874,018.51 | 62.07% |
| * CRF - Coronavirus Relief Funds | | | | | |
| ** County Funds are used each month as needed to cover the difference between revenue and expenditures. | | | | | |
| | | Expenditures | | | Percent Used |
| | Budgeted* | Current Month | Fiscal Year-to-Date | Balance | |
| Instruction | 13,721,380 | 1,051,339.20 | 8,787,883.90 | 4,933,496.10 | 64.05% |
| **Textbooks | 130,000 | | 8,420.50 | 121,579.50 | 6.48% |
| Total Instruction | 13,851,380 | 1,051,339.20 | 8,796,304.40 | 5,055,075.60 | 63.50% |
| Adm, Att & Health | 864,858 | 71,430.28 | 739,092.82 | 125,765.18 | 85.46% |
| Transportation | 1,502,759 | 91,825.84 | 856,805.76 | 645,953.24 | 57.02% |
| Maintenance | 1,958,249 | 172,399.27 | 1,406,106.72 | 552,142.28 | 71.80% |
| School Food | 980,041 | 80,884.17 | 739,494.00 | 240,547.00 | 75.46% |
| Debt/Transfers | 131,035 | | | 131,035.00 | 0.00% |
| Technology | 1,472,614 | 157,948.88 | 1,445,026.11 | 27,587.89 | 98.13% |
| Total Expenditures | 20,760,936 | 1,625,827.64 | 13,982,829.81 | 6,778,106.19 | 67.35% |

* NOTE: Subject to revision

** Adopted Middle School English Textbooks have been ordered

Period Ending April 30, 2021**CARES FUND \$ 465,285****Cares Reimbursement**

| | Budgeted* | Current Month | Fiscal Year-to-Date | Balance | Percent Received |
|----------------------------|----------------|---------------|------------------------|----------------|---------------------|
| Instruction | - | - | - | - | - |
| Adm, Att & Health | 4,138.89 | - | 4,138.89 | - | 100.00% |
| Transportation | - | - | - | - | - |
| Maintenance | - | - | - | - | - |
| School Food | 102,253.38 | - | 102,253.38 | - | 100.00% |
| Technology | 358,893 | - | 258,585.80 | 100,307 | 72.05% |
| Total Reimbursement | 465,285 | - | 364,978.07 | 100,307 | 78.44% |

* Subject to Revision

CORONAVIRUS RELIEF FUNDS (CRF) \$ 266,980**CRF Reimbursement**

| | Budgeted* | Current Month | Fiscal Year-to-Date | Balance | Percent Received |
|----------------------------|----------------|---------------|------------------------|----------|---------------------|
| Instruction | 12,557 | - | 12,557 | - | 100.00% |
| Adm, Att & Health | - | - | - | - | 0.00% |
| Transportation | 45,715 | - | 45,715 | - | 100.00% |
| Maintenance | 116,279 | - | 116,279 | - | 100.00% |
| School Food | 17,356 | - | 17,356 | - | 100.00% |
| Technology | 75,074 | - | 75,074 | - | 100.00% |
| Total Reimbursement | 266,980 | - | 266,980 | - | 100.00% |

* Subject to Revision

CARES SET-ASIDE (GEER) \$400,748.35**Cares Set-Aside Reimbursement**

| | Budgeted* | Current Month | Fiscal Year-to-Date | Balance | Percent Received |
|----------------------------|----------------|------------------|------------------------|----------------|---------------------|
| Instruction | 109,757 | 1,259.51 | 8,856.13 | 100,901 | 8.07% |
| Adm, Att & Health | 6,492 | - | 707.62 | 5,785 | 10.90% |
| Transportation | - | - | - | - | - |
| Maintenance | 42,819 | - | 11,383.00 | 31,436 | 26.58% |
| School Food | - | - | - | - | - |
| Technology | 241,680 | 30,380.36 | 235,545.20 | 6,135 | 97.46% |
| Total Reimbursement | 400,748 | 31,639.87 | 256,491.95 | 144,256 | 64.00% |

* Subject to Revision

Lunenburg County Board of Education



Post Office Box 710
Kenbridge, Virginia 23944

School Board Office
(434) 676-2467

Fax
(434) 676-1000

May 10, 2021

Supplemental Appropriation FY2021 #4

WHEREAS the Lunenburg County School Division was awarded \$1,772,946.57 in ESSER II Funds that was made available after the approved FY2021 budget; and

WHEREAS these monies can be expended until the grant period ends on September 30, 2023; and

WHEREAS these monies need to be appropriated in order for the funds to be expended in accordance with the identified grant; and

WHEREAS these expenditures do not require any additional transfer of Local Funds to the school division;

NOW THEREFORE BE IT RESOLVED that the Lunenburg County School Board respectfully request the Lunenburg County Board of Supervisors appropriate \$380,000 of the \$1,772,946.57 to the FY2021 School Board Budget. The revised total budget will be \$21,140,936.

Attest:

D. Barry Carnes, Chairman

James M. Abernathy, Jr., Clerk

Tracy Gee

From: James Abernathy <james.abernathy@k12lcps.org>
Sent: Wednesday, May 5, 2021 3:54 PM
To: Tracy Gee
Cc: Charles Berkley
Subject: ESSER II Funds

Hi Tracy,

The \$380,000 in ESSER II Funds to be spent before June 30 would be for Covid Related Cleaning supplies; Athletics (will talk about this during meeting); Reimbursing schools for postage and mailing supplies for progress reports, report cards, and SOL mailings; HEPA filters; Masks; infrared thermometers; Chrome OS Management Console Licences for 940 Acer and Lenovo Chromebooks; Insurance for devices for distance learning; and Electronic Classroom LED Display Boards.

--


James M. Abernathy, Jr.

Assistant Superintendent for Operations & Finance
Lunenburg County Public Schools
P. O. Box 710
Kenbridge, VA 23944
(434) 676-2467
(434) 676-1000 (Fax)

County Office and Department Reports

11512 Courthouse Road, Suite 101
Lunenburg, Virginia 23952

Telephone
(434) 696-2516
Email
cor@lunenburgva.net



Elizabeth Y. "Liz" Hamlett
Master Commissioner

Amy S. Williams
Chief Deputy

Leah D. Wells
Deputy

COMMISSIONER OF THE REVENUE COUNTY OF LUNENBURG

TO: Lunenburg County Board of Supervisors
Tracy M. Gee, County Administrator
Frank F. Rennie, IV, County Attorney

DATE: May 3, 2021

RE: Fire/Rescue Exemption

Dear Members of the Board, Mrs. Gee, and Mr. Rennie,

It has recently come to my attention that we do not have an ordinance in place to exempt our local fire and rescue squads from taxation.

Virginia Code § 58.1-3610. Volunteer fire departments and volunteer emergency medical services agencies.

Volunteer fire departments and volunteer emergency medical services agencies that operate exclusively for the benefit of the general public *without charge* are hereby classified as charitable organizations.

Note that the Code section says, "without charge". There is a charge to the public for some services provided by some of our Lunenburg agencies. To my knowledge, we have never taxed fire and rescue agencies – with which I agree – but we need to do it the correct way.

Virginia Code § 58.1-3651 allows for property exemption by ordinance adopted by local governing body. I respectfully request that the Board adopt an ordinance to exempt our dedicated fire and rescue agencies from taxation.

If you have any questions, please feel free to contact me.

Thank you,

Liz Hamlett

Master Commissioner of the Revenue
lhamlett@lunenburgva.net

Landfill Liaison Report
May 4, 2021
April Report

Meridian Waste Landfill:

1. The concrete platforms and barriers have been installed for the two leachate tanks. They are waiting for the tanks to be delivered to complete this project.
2. Meridian has installed a metal roof system for their maintenance building improvements.
3. They were able to use wood chips from the ice storm clean up for temporary cover as well as a drying material for the areas around the landfill.

Complaints:

1. We had a complaint about trash trucks using Mecklenburg Avenue when they left the landfill. We were able with Mr. Pennington's help to pin down the company responsible. They were a new company from Maryland coming to the landfill. The company was contacted and the drivers notified of the issue. We have had no complaints since that time.
2. The normal complaints about the cost for dumping and what and where to dump seem to be decreasing slowly.

Convenience Sites:

1. The majority of county citizens have adapted well to the changes at the sites. They have adjusted to what things are accepted and where they go. We have had a number of citizens give us positive feedback on the appearance and operation of the sites.
2. There will always be those who think that paying taxes gives them the right to dump what and when they choose. This attitude can result in some unsightly areas around the county.

BOARD OF SUPERVISORS

Charles R. Slayton, CHAIRMAN
Election District 4

Frank W. Bacon, VICE-CHAIRMAN
Election District 3


T. Wayne Hoover
Election District 1

Mike Hankins
Election District 2

Edward Pennington
Election District 5

Alvester L. Edmonds
Election District 6

Robert G. Zava
Election District 7



Lunenburg County Administration
11413 Courthouse Road
Lunenburg, VA 23952

Tracy M. Gee
County Administrator

Telephone: (434) 696-2142
Facsimile: (434) 696-1798

Animal Control Report to the Board of Supervisors

Date: May 3, 2021

The following activities were conducted by Animal Control during the month of April 2021 :

| | | |
|--|---|-----------------------------|
| <u>9</u> Stray Cat(s) Picked Up | \$ <u>35.⁰⁰</u> | Surrender Fees |
| <u>9</u> Stray Dog(s) Picked Up | \$ <u>225.⁰⁰</u> | Impoundment Fees |
| _____ Injured or Ill Cat(s) | \$ <u>15.⁰⁰</u> | Adoption Fees |
| _____ Injured or Ill Dog(s) | <u>100.⁰⁰</u> | Quarantine |
| <u>21</u> Cat Calls Dispatched | \$ <u>375.⁰⁰</u> | Total Fees Collected |
| <u>68</u> Dog Calls Dispatched | | |
| <u>5</u> Cats, Surrendered by Owner | | |
| _____ Dogs, Surrendered by Owner | | |
| _____ Cat Bite | | |
| <u>5</u> Dog Bite | | |
| _____ Cat(s) Euthanized | <u>3</u> Dog(s) Transferred to SPCA | |
| <u>1</u> Dog(s) Euthanized | <u>12</u> Cat(s) Transferred to SPCA | |
| <u>8</u> Cat Trap(s) Set | <u>2</u> Wildlife Calls | |
| _____ Dog Trap(s) Set | <u>1</u> Positive Case Rabies | |
| _____ Summons Issued | <u>2</u> Lost Pigs | |
| _____ Animal(s) Released to ACO | <u>3</u> LAB Rescue Transferred | |
| _____ Expired at Shelter and/or DOA | | |
| <u>136</u> Telephone Calls for Animal Issues | | |
| <u>18</u> Check License | | |
| _____ Lost Cat(s) – Incoming Calls | | |
| <u>7</u> Lost Dog(s) – Incoming Calls | | |
| _____ Cat(s) Returned to Owner | | |
| <u>3</u> Dog(s) Returned to Owner | | |
| <u>2</u> Quarantine | | |
| <u>1</u> Adoption—Dogs | | |
| _____ Adoption—Cats | | |
| | <u>23</u> Total Number of Animals Handled | |

D. Ray Elliott ACO
D. Ray Elliott
Animal Control Officer



**Lunenburg County Sheriff's Office
Report To The Board Of Supervisors
April 2021**



| | |
|-----------------------------|----|
| Jury Summons Served | 0 |
| Subpoenas Served | 55 |
| Summons Served | 63 |
| Levies Executed | 0 |
| Other Civil Process | 57 |
| Traffic Citations | 48 |
| Protective Orders | 24 |
| Arrests | 6 |
| Inmates Transported | 2 |
| Mental Patients | 3 |
| Extraditions | 0 |
| Circuit Court Days | 4 |
| General District Court Days | 4 |
| J&DR Court Days | 5 |

Expense Report

| | |
|-------------------------------|-------------|
| Dues | \$0.00 |
| Postage | \$0.00 |
| Office Supplies | \$10,651.77 |
| Telephone | \$58.07 |
| Police Supplies | \$185.00 |
| Vehicle Maintenance & Repairs | \$2,584.12 |
| Fuel (March) | \$1,979.92 |
| Gallons of Fuel Use | 925 |

Arthur Townsend, Jr.
Arthur Townsend, Jr.
Sheriff, Lunenburg County

4/30/2021
Date

Landfill Report April 30, 2021

Host Fee Year

January 2021 County Trash 682.99 tons- average 28.46 tons daily
Non-county Trash 22,154.33 tons- average 886.17 tons daily
Non-deplete Trash 0 tons
Recycling 16.53 tons
Number of trucks 64.32 average per day

February 2021 County Trash 320.40 tons- average 14.56 tons daily
Non-county Trash 19,307.95 tons- average 877.63 tons daily
Non-deplete Trash 0 tons
Recycling 9.73 tons
Number of trucks 55.32 average per day

March 2021 County Trash 382.88 tons- average 14.72 tons daily
Non-county Trash 30,346.60 tons- average 1,123.95 tons daily
Non-deplete Trash 0 tons
Recycling 0 tons
Number of trucks 73.05 average per day

April 2021 County Trash 317.41 tons- average 12.21 tons daily
Non-county Trash 29,221.27 tons- average 1,123.89 tons daily
Non-deplete Trash 0 tons
Recycling 14.0 tons
Number of trucks 76.35 average per day

PAYMENTS

| | Non-county Host fee | Liaison fee | Total |
|--------------------------------------|---|--------------|---------------|
| 1 st Quarter payment 2021 | \$144,191.20 | \$ 16,250.00 | \$ 160,441.20 |
| Received April 23, 2021 | *Also received additional \$12,500.01 (1/4 of the Annual Donation amount) | | |

Landfill Report April 30, 2021

New Fiscal Year-

July 2020 County Trash 840.79 tons- average 32.33 tons daily
 Non-county Trash 26,092.82 tons- average 1,003.57 tons daily
 Non-deplete Trash 0 tons
 Recycling 1.15 tons
 Number of trucks 63 average per day

August 2020 County Trash 609.40 tons- average 27.7 tons daily
 Non-county Trash 25,484.36 tons- average 1,158.38 tons daily
 Non-deplete Trash 0 tons
 Recycling 4.66 tons
 Number of trucks 67.8 average per day

September 2020 County Trash 585.15 tons- average 27.8 tons daily
 Non-county Trash 23,033.82 tons- average 1,046.99 tons daily
 Non-deplete Trash 0 tons
 Recycling 2.35 tons and 20.75 tons of concrete
 Number of trucks 67.7 average per day

October 2020 County Trash 427.32 tons- average 19.42 tons daily
 Non-county Trash 25,486.18 tons- average 1,108.09 tons daily
 Non-deplete Trash 8.67 tons
 Recycling 29.74 tons
 Number of trucks 73.1 average per day

November 2020 County Trash 514.65 tons- average 21.4 tons daily
 Non-county Trash 23,080.48 tons- average 961.69 tons daily
 Non-deplete Trash 0 tons
 Recycling 2.46 tons
 Number of trucks 60.7 average per day

December 2020 County Trash 594.63 tons- average 24.7 tons daily
 Non-county Trash 23,654.49 tons- average 909.78 tons daily
 Non-deplete Trash 0 tons
 Recycling 14.73 tons
 Number of trucks 68 average per day

| PAYMENTS | Non-county Host fee | Liaison fee | Total |
|---|---|----------------|---------------|
| 2 nd Quarter payment 2020 Received July 29, 2020 | \$ 89,497.13 | \$ 16,249.98 | \$ 105,747.11 |
| 3 rd Quarter payment 2020 Received October 28, 2020 | \$149,196.82 | \$ 16,249.98 | \$ 165,446.80 |
| | *Also received additional \$12,500.01 (1/4 of the Annual Donation amount) | | |
| 4 th Quarter payment 2020 Received January 28, 2021 | \$143,441.23 | \$ 17,614.98** | \$ 161,056.21 |
| | *Also received additional \$12,500.01 (1/4 of the Annual Donation amount) | | |
| | **Received outstanding amounts due to increase in liaison fee | | |